

MOTIWALA HOMOEOPATHIC MEDICAL COLLEGE AND HOSPITAL, NASHIK
DEPARTMENT OF ANATOMY

List of Models

Sr.No.	Name of the Models	Nos.
1	Uterus (enlarged)	1
2	Reproductive System	1
3	Femoral Triangle	1
4	Human Torso Bisexual (male)	1
5	Human Torso Bisexual (female)	1
6	Axilla	1
7	Heart (anterior of the right ventricle)	1
8	Arm	1
9	System Pencernaan. Manusia (digestive system)	1
10	Development of Embryo	1
11	Dentition development	1
12	Human lower jaw with teeth	1
13	Human Heart (key card)	1
14	Human development(stage no 1)	1
15	Human development(stage no 2)	1
16	Human development(stage no 3)	1
17	Human development(stage no 4)	1
18	Human development(stage no 5)	1
19	Human development(stage no 6)	1
20	Human development(stage no 7)	1
21	Human development(stage no 8)	1
22	Thyroid Gland	1
23	Sagittal section of head, neck, face.	1
24	Human eye	1
25	Ear	1
26	External male reproductive organ	1
Total Number of Models		26



C. Prasad
Prof. and Head
Department of Anatomy
 Motiwala Hom. Medical College, Nashik

(Dr. F.F. Motiwala)
Principal
 Motiwala Homoeopathic Medical
 College & Hospital, Nashik

MOTIWALA HOMOEOPATHIC MEDICAL COLLEGE AND HOSPITAL, NASIK.


DEPARTMENT OF ANATOMY

List of Charts

Sr.No	Pirticulars of Chart	No.s
01	Anatomy of liver and heart	01
02	Movement of shoulder joint	01
03	Anatomy of eye and brain	01
04	GIT	01
05	Anatomy of muscles	01
06	Anatomy of Thyroid gland	01
07	Urinary system	01
08	Histology of Spleen	01
09	Histology of Cardiac muscle	01
10	Histology of Testis	01
11	Histology of Stomach	01
12	Histology of Ovaries	01
13	Histology of Kidney	01
14	Histology of Trachea	01
15	Histology of Uterus	01
16	Histology of Tongue	01
17	Arteries and nerves of the right upper arm	01
18	Arteries and nerves of the right forearm	01
19	Arteries and nerves of the right forearm	01
20	Blood vessels and nerves of right Knee	01
21	Profunda femoris artery of Right thigh	01
22	Blood vessels and Nerves of Gluteal & Popliteal region	01
23	Femoral nerve	01
24	Femoral triangle	01
25	Extent of breast	01
26	clinical anatomy of breast	01
27	clinical anatomy of breast	01
28	Quadrants of Breast & Axillary tail	01
29	Femoral Nerve	01
30	Contents of femoral triangle	01
31	Femoral triangles boundaries and floor	01
32	Femoral vessels	01
33	contents of femoral triangle	01
34	Clinical anatomy of Femoral triangle	01
35	Course, events, branches of femoral artery	01
	<u>MUSEUM -FRONT- VENYL</u>	
36	Arteries of the skull - external	01

37	Arteries of the skull - internal	01
38	Posterior triangle floor, contents	01
39	Posterior triangle	01
40	Right & Left phrenic nerve	01
	<u>INSIDE MUSEUM</u>	
41	Gluteus maximus muscles	01
42	Pelvis anterior and posterior view	01
43	Relations of pancreas	01
44	pancreatic duct and arteries	01
45	Inferior relation of pancreas	01
46	Pancreas location	01
47	Clinical anatomy of superior mediastinum	01
48	Middle mediastinum	01
49	Drainage of pericardial effusion	01
50	Interior of right atrium	01
51	Internal features of heart	01
52	Right atrium	01
53	Clinical anatomy of diaphragm	01
54	Anterior triangle of neck	01
55	Popliteal lymph node	01
56	Muscular triangle	01
57	Clinical anatomy of knee joint	01
58	Posterior mediastinum	01
59	Division of mediastinum	01
60	Muscles attachment of pelvis	01
61	Muscles undercover of gluteus maximus	01
62	Clinical anatomy of diaphragm	01
63	Pericardium	01
64	Serous pericardium	01
65	Clinical anatomy of pancreas	01
	<u>NONMOUNTED CHARTS</u>	
66	Arches of foot	01
67	Clinical anatomy of flat foot	01
68	External features of stomach	01
69	Relations of stomach	01
70	Locations of stomach	01
71	Applied anatomy of stomach	01
72	External features of heart (Anterior & Posterior view)	01
73	Blood supply and nerve supply of liver	01
74	Posterior aspect of liver	01
75	Inferior surface of Liver	01
76	Clinical anatomy of liver	01
77	Liver from front	01
78	Liver from behind	01
79	Femoral hernia	01

80	Femoral triangle	01
81	Femoral canal	01
82	Contents of right femoral triangle	01
83	Stomach	01
84	Diaphragm	01
85	Brachial plexus	01
86	Carotid triangle	01
87	Floor of Carotid triangle	01
88	Subdivision of stomach	01
89	Mammary gland	01
90	Anterior and posterior relations of Femoral Artery	01
91	Diaphragm	01
92	Floor and contents of diaphragm	01
93	Popliteal fossa	01
94	Popliteal vein	01
95	Popliteal artery	01
96	Popliteal fossa boundaries	01
97	Diaphragm	01
98	Diaphragm origin and insertion	01
99	Blood supply and lymphatic drainage of breast	01
100	Blood supply of stomach	01
101	Sinuses of Pericardium	01
102	Right atrium	01
103	Carotid arteries and related cranial nerves	01
104	Pectineus and Adductor longus and Sartorius Muscles	01
105	Spleen	01
106	Spleen- Location & Blood Supply	01
107	Relation of Pancreas and Spleen	01
108	Anterior View of Liver	01
109	Posterior view of Liver	01
110	Main contents of Popliteal fossa	01
Total Number of Charts		110


Prof. and Head
 Department of Anatomy
 Motiwala Hom. Medical College, Nashik

Motiwala Homeopathic Medical College

Anatomy Department

List of specimens [wet]

Sr. no	Specimens name	Quantity
1	Meninges	4
2	Cerebellum with pons	1
3	Cerebellum	3
4	Full term foetus	1
5	Brain	2
6	Brain with spinal cord	1
7	Spinal cord with spinal nerve root	1
8	Dissected cerebral hemisphere with brain stem & cerebellum	1
9	Heart with posterior mediastinal content	1
10	Spleen	3
11	Liver	6
12	Posterior surface of liver	1
13	Right kidney with ureter	2
14	Thyroid gland & parathyroid gland	1
15	Dissected lumbar vertebrae	1
16	Pancreas	1
17	Vermiform appendix	1
18	Dissected abdomen at epigastric region	1
19	Trachea	1
20	Large intestine	2
21	Small intestine	2
22	Large & small intestine	2
23	Intestine	6
24	Ventricular section of left half of head	1
25	Heart	3
26	Dissected lung	1
27	Heart with diaphragm	1
28	Dissected right cerebral hemisphere with sulci & gyri	1
29	Eye	1
30	Male dissected pelvis	1
31	Popliteal fossa	1
32	Dissected knee joint	1



33	Left lung	2
34	Right lung	3
35	Dissected rib	1
36	Heart chamber	1
37	Heart with great blood vessels	2
38	Dissected heart chamber	1
39	Heart with blood vessels	1
40	Ventricle section of head & face(lower part)	1
41	Transverse section at lower part of skull	1
42	Dissected complete trachea with principal bronchii	1
43	Hyoid bone	1
44	Dissected trachea with thyroid cartilage & hyoid bone	1
45	Nasal septum dissected	1
46	Oesophagus	1
47	Brain with cranium & scalp	1
48	Dissected cerebrum	1
49	Horizontal section of forebrain	1
50	Cerebellum with brain stem	1
51	Cerebellum with blood vessels	1
52	Dissected anterior fornix of lateral ventricle	2
53	Cerebrum with brain stem	1
54	Right cerebral hemisphere	1
55	Dissected hand	1
56	Dissected palm & wrist joint	1
57	Dissected palm ventally & dorsally	2
58	Dorsally dissected palm with tendon	1
59	Dissected palm (dorsal side)	1
60	Radius & ulna	1
61	Dissected ankle joint with dorsum of foot	1
62	Dissected forearm	1
63	Dissected lumbar spinal column	1
64	Penis	1
65	Dissected elbow joint	1
66	Posterior side of shoulder joint	1
67	Anterior side of shoulder joint	1
68	Kidney with abdominal part of aorta	1
69	Kidney	1
70	Stomach	2
71	Stomach with small intestine	2
72	T.S. of chest at T4 or sternal angle	1
73	T.S. of hip joint with femoral vessel, urethra & rectum	1
74	T.S. of hip joint with urinary bladder & rectum	1
75	T.S. of abdomen at T2 level	1
76	T.S. of abdomen between T6 & T7 with retro peritoneal c	1
77	T.S. of chest at T6	1
78	T.S. of chest at T5	1
79	T.S. of chest at T7	1

Total : 200
110



Prof. and Head
Department of Anatomy
Motiwala Hom. Medical College, Nashik

MOTIWALA HOM. MEDICAL COLLEGE & HOSPITAL, NASHIK

DEPT.OF HOM. PHARMACY

LIST OF DRY SPECIMENS

Vegetable Kingdom:-

- 1.Nux Vomica
- 2.Oleander
- 3.Anacardium Orientalis
- 4.Areca Catechu
- 5.Clerodendron
- 6.Asafetida
- 7.Carbo veg.
- 8.Brassica Nigra
- 9.Camphora
- 10.Coffea Cruda
- 11.Calendula Off.
- 12.Acacia Coinciana
- 13.Plantago
- 14.Crocus Sativa
- 15.Eucalyptus Globus
- 16.Hibiscus

17. Apocyanum
18. Terminalia
19. Bellis per
20. Thuja Occ.
21. Opium
22. Withania somnifera
23. Zingiber Off.
24. Tabaccum.
25. Atista Ind
26. Piper Nigra
27. Rhus Glabra
28. Cinnamonum
29. Raulfia Serpentina
30. Thea sinensis
31. Santalum album
32. Mentha pipertia
33. Capsicum Annum
34. Ficus indica
35. Ficus Religiosa
36. Belladonna

37. *Agave americana*

38. *Hyocyamus*

39. *Cineraria*

40. *Solidago*

41. *Berhavia Diffusa*

42. *Acarus calamus*

43. *Chamomilla*

44. *Sambucus Nigra*

45. *Nifeta cataria*

46. *Acalypha ind.*

Mineral Kingdom:-

47. Alumina

48. Cuprum met

49. Plumbum met

50. Sulphur

51. Natrum mur

52. Ferrum met

53. Stannum met

Animal Kingdom:-

54. Star fish (*Asteria rubens*)

55. Honey bee (*Apis mellifica*)

56. Indian cockroach (*Blatta orient*)

57. *Culex musca*

List Of Wet Specimens

Vegetable Kingdom:-

1. *Callendula off.*
2. *Thuja occidentalis*
3. *Janosia ashoka*
4. *Ficus indica*
5. *Gossypium herbacium*
6. *Hibiscus*
7. *Ficus religiosa*
8. *Hyocymus nigra*
9. *Narium indicum*
10. *Terminalis arjuna*
11. *Sambucus nigra*
12. *Narium indicum*
13. *Solanum nigrum*
14. *Calotropis*
15. *Phyllanthus niruri*
16. *Plantago*
17. *Acica Arabica*
18. *Turmeric*
19. *Basil*
20. *Cardamom*
21. *Cuminseeds*
22. *Carica papaya*
23. *Poppy seeds*

24. *Gossypium*
25. *Hibiscus*
26. *Azardirecta indica*
27. *Brassica nigra*
28. *Rosa gallica*
29. *Occimum sanctum*
30. *Eucalyptus*
31. *Allium cepa*
32. *Allium sativa*
33. *Bellis per*
34. *Betel*
35. *Asparagus*
36. *Punica granatum*
37. *Nutmeg*
38. *Mint*
39. *Shatavari*
40. *Garlic*
41. *Thymol*
42. *Alabaster*
43. *Terminalia*
44. *Camphora*
45. *Gigenha calatropis*
46. *Phellandrium aquat*
47. *phaseolus trioleus*
48. *Psoralea colylifolia*
49. *Clerodendron*
50. *Mairiaria*
51. *Bacopa monniori*
52. *Solum lycoporisum*
53. *Artacartus heterophyllus*
54. *Asparagus officinalis*
55. *Aniseed*
56. *Tribulus*

- 57. Tinospora
- 58. Phaseolus triloeus
- 59. Tribulus terrestris
- 60. Nardium indicum
- 61. Clerodendron
- 62. Cassia sophera
- 63. Tropa acumina
- 64. Memosa pudica
- 65. Gymnema sylvestra (Madhunashi)

Animal Kingdom:-

- 66. Vipera
- 67. Naja
- 68. Surukuku snake
- 69. Coral vipera
- 70. Honey bee
- 71. Bumble bee (Bombyx)
- 72. Murex
- 73. Sepia
- 74. Scorpion -2
- 75. Tarentula

Mineral Kingdom:-

- 76. Nitric acid
- 77. Carbolic acid
- 78. Phosphorus
- 79. Paraffin
- 80. Iodine



Sign Of HOD

(Hom. Pharmacy)



Motiwala Homoeopathic Medical College & Hospital

Dept. Of Homoeopathic Pharmacy

LIST OF MODELS 2019-20

Sr.No.	Name of Model	Number
1	Method of succussion	1
2	Preparation of Mother Tincture New Method (Percolation)	1
	Total	2

Sign Of HOD

(Dept.of Hom.Pharmacy)



Motiwala Homoeopathic Medical College & Hospital, Nasik

Dept. Of Hom.Pharmacy

EQUIPMENT PROVIDED - 2019-20

Details of items/ Equipment etc available as per Schedule-III of HCC(MSR) Regulations, 2013				
S. No.		Items	Required	Available
1	1	Pill tiles	25	25
	2	Porcelain dishes	25	30
	3	Crucibles with tongs	25	25
	4	Pestles and mortars (Iron, Glass, Porcelain)	25	Porcelain-30, glass-5, iron-2
	5	Water bath, metal/electric	25	25
	6	Microscope (Student type)	05	05
	7	Glass apparatus for filtration with vacuum	02	02
	8	Thin layer chromatography apparatus	01	01
	9	pH meter	02	02
	10	Stop watch	25	25
	11	Hydrometer	05	05
	12	Alcoholometer	05	05
	13	Lactometer	05	06
	14	Electric potentiiser (for P.G. Course)	02	NA
	15	Electric Triturator (for P.G. Course)	02	NA
	16	Water Still (Distilled Water Plant)	01	01
	17	Percolater	05	05
	18	Macerator	05	05

J-4

	19	Botanical slides	As required	05
	20	Colorimeter (for P.G. Course)	01	NA
	21	Spectro Scope (for P.G. Course)	01	NA
	22	Dissecting Microscope	02	02
	23	Distillation Apparatus (Glass)	01 set	01 set
	24	Pyknometer (Specific Gravity Bottle)	02	03
	25	Electronic Balance	01	01
	26	Hot Air Oven	01	01
	27	Chemical Balance	10	10
	28	Physical Balance	01	01
	29	Measuring glasses, all sizes	As required	25ml-3 50ml-10 100ml-13 250ml-8 1000ml-1
	30	Miscellaneous- Chemicals	As required	20
		Drugs	As required	17

		Glass Phials	As required	120
		Glass Rods	As required	25
		Funnels	As required	14
		Filter Papers	As required	3packets
		Others	As required	
2		Total number of Charts		70
3		Number of books in Departmental Library		57
4		Total number of Models		02
5	Total Number of Specimens	Vegetable		110
		Animal		15
		Chemical		12
6	Details of Vehicles available	Solids		SOM-2kg Globules-2kg
		liquids		Ethyl alcohol-1500ml,Glycerine-1lit.,Dist water-5lit,olive oil-300ml,Almond oil-200ml.Sesame oil-200ml.
		Semisolids		Vaseline-400gms
		Alcohol		1500ml
		Alcohol/Spirit license/Permission available or not. If yes, whether it is renewed or not.		Available Renewed till March 2020.
7	Whether Homoeopathic Pharmacopoeias (including Homoeopathic Pharmacopoeia of India) are available			Available HPI & GHP
8	Herbal Garden			
		No. of species planted		85
		Plants on pots		12
		Irrigation facility		Available
9	Educational Tours conducted during the last year.			On 01-02-2019 at HPL-Ghaziabad & at Schwabe Pvt Ltd.,Noida.



MOTIWALA HOM. MEDICAL COLLEGE & HOSPITAL, NASHIK

DEPT.OF HOM. PHARMACY

LIST OF INSTRUMENTS

Sr. No.	Name Of the Instrument	Requirement	Available
1	Pill tiles	25	25
2	Porcelain Dishes	25	30
3	Crucible with tongs	25	25
4	Pestles & Mortars	25	Porcelain-33 Glass-5 Metal-2
5	Water bath, metal	25	25
6	Student microscope	5	5
7	Glass app.for filtration with vacuum	2	2
8	TLC apparatus	1	1
9	PH meter electric	2	2
10	Stop watch	25	25
11	Hydrometer	5	5
12	Alchometer	5	5
13	Lactometer	5	6
14	Distilled water plant	1	2
15	Percolator(steel)	5	5
16	Macerator(steel)	5	5
17	Botanical slides	As required	5
18	Dissecting microscope	2	2
19	DistillationApp.(glass)	1set	1set
20	Pyknometer	2	3
21	Electronic balance	1	1
22	Hot Air oven	1	1
23	Physical balance	1	1
24	Chemical balance	10	10
25	Measure glasses, all sizes	As required	25ml-3 50ml-10 100ml-13 250ml-8 1000ml-1
26	Miscellaneous-Chemicals, Drugs, glass phials, glass rods, funnels, filter papers, etc.	As required	Chemicals-20 Drugs-17 Gl.phials-150 Gl.rods-25


			Funnels-14 Filter papers-3 packs
27	OHP		0
28	Measuring Cylinder		35
29	Chopping board		27
30	Chopping knife		13
31	Spatula(wooden & steel)		52
32	Cupboard		3 +3racks
33	Chairs		40
34	Brushes		1
35	Droppers		37
36	Gas cylider		1
37	Leybig's condenser		2
38	Leather pads		50
39	Sieves		2
40	Test tubes & stands		55 &17
41	Test tube holder		29
42	Tripod stand		25
43	Tables		3
44	Litmus papers		3pack each
45	Notice board		1
46	White board		1
47	Computer set		1
48	Dessicator		25


(Dr. F. F. Motiwala)
 Principal
 Motiwala (National) Homoeopathic
 Medical College & Hospital, Nashik

For

Sign Of HOD

(Hom Pharmacy)



Motiwala Homoeopathic Medical College & Hospital,
F.G. Motiwala P.G. Institute of Homoeopathy & Research Centre, Nashik
Dept. of Pathology & Microbiology

EQUIPMENT PROVIDED

Details of items/ Equipment etc. available as per Schedule-III of HCC (MSR) Regulations, 2013.					
S. No.	Items			Required	Available
1	1	Hot air oven (50° C)		01	01
	2	Centrifuge Machine electric (Rotofix)		02	02
	3	Water Bath (Electric)		04	04
	4	Glass ware		As required	List attached
		Stains		As required	List attached
		Chemical Reagents for Histopathology		As required	List attached
	5	Incubator		02	02
	6	Haemocytometer with RBC & WBC Pipettes		25	25
	7	Haemoglobinometer (Sahli's Type)		25	25
	8	Autoclave (Electric)		02	02
	9	Anaerobic apparatus		02	02
	10	Stopwatch (½ sec)		02	10
	11	pH meter		01	01
	12	Microscope with oil immersion		25	25
	13	High Speed Centrifuge for serological/Hematological work		01	01
	14	ESR (Westergreen/ wintrobe)		02 sets each	04 sets each
	15	Colony Counter		01	01
	16	Material for preparation of media		As required	List attached
	17	Material for preparation of Stain		As required	List attached
	18	Coplin Jars		02	10
	19	Computer with accessories		01	01
20	Machine for estimation of blood sugar/serological test		01	01	
21	Pathological Specimens		25	67	
2	Total Number of Charts				80
3	Total number of Models				05
4	Number of Additional Items				43



(Handwritten signature)

LB

MOTIWALA HOMOEOPATHIC MEDICAL COLLEGE & HOSPITAL

GANGAPUR SATPUR LINK ROAD, NASHIK

DEPT OF PATHOLOGY

CHARTS LIST

SR. NO.	CHART NAME	QUANTITY
	<u>BLACK REXIN CHARTS - LARGE</u>	
1	L.H. ENTAMOEBA HISTOLYTICA	1
2	L.H. ANKYLOSTOMA DUODENALE	1
3	TAPEWORM	1
4	L.H. ASCARIS LUMBRICOIDES	1
	Total	4
	<u>BLACK REXIN CHARTS – SMALL</u>	
5	LIFE CYCLE OF ASCARIS LUMBRICOIDES	2
6	LIFE CYCLE OF ANKYLOSTOMA DUODENALE	1
7	LIFE CYCLE OF ENTAMOEBA HISTOLYTICA	2
8	LIFE CYCLE OF ENTEROBIUS VERMICULARIS	1
9	LIFE CYCLE OF TRITURIS TRICHURIA	1
10	LIFE CYCLE OF MALARIAL PARASITE	1
11	LIFE CYCLE OF WUCHERERIA BANCROFTI	1
12	LIFE CYCLE OF SCHITOSOMA HAEMATOBIMUM	1
13	LIFE CYCLE OF STRONGYLOID STERCORALIS	1
14	LIFE CYCLE OF ECCHINOCOCCUS GRANULOSUS	1
15	LIFE CYCLE OF H. NANA	1

16	DEVELOPMENT OF MYELOID ELEMENT	1
17	SOMATIC HELMINTHIASIS	1
18	SPREAD OF PARASITIC INFECTION	1
19	TAPEWORM TAENIA SOLIUM	1
	Total	17
WHITE REXIN CHARTS		
20	VARIOU S REQUIREMENTS OF HISTOPATHOLOGICAL LABORATORY	1
21	LINEAR STAINER AND CYTOLOGICAL STAINING RESULTS	1
22	TISSUE PROCESSING BY USING AUTOMATIC TISSUE PROCESSOR	1
23	CHEMICAL EXAMINATION OF URINE BY URISTIC METHOD	1
24	MICROSCOPIC EXAM OF URINE	2
25	CHEMICAL EXAM OF URINE	1
26	MICROSCOPIC EXAM OF FAECES	1
27	MATURATION OF ERYTHROCYTES	1
28	NORMAL LEUCOCYTES FROM BONE MARROW AND BLOOD	1
29	MICROSCOPIC FINDINGS OF BLOOD SMEAR	1
30	SEROLOGICAL TEST	1
31	MICROSCOPES	1
32	CULTURE CHARACTER OF GRAM POSITIVE BACTERIA	1
33	CULTURE CHARACTER OF GRAM NEGATIVE BACTERIA	1
34	PLASMODIUM FALCIPARUM	1
35	BLOOD PARSITES	2
36	STAINING RESULTS	1
37	VARIOUS TYPES OF MICROTOMES	1

38	CRYOSTATS	1
39	CLINICAL CHEMISTRY ANALYSER	1
40	BACTERIOLOGY	1
	Total	23
<u>WHITE WOODEN CHARTS</u>		
41	VIRUS	1
42	GRAM STAINING OF PUS SMEAR	1
43	GANGRENE	1
44	HYPERTHYROIDISM & HYPOTHYROIDISM	1
45	PNEUMOCOCCUS , GONOCOCCUS, MENINGOCOCCUS	1
46	TUBERCULOUS & LEPROSY BACILLI	1
47	CLINICAL AND HISTOLOGICAL DIFFERENCE BETWEEN BENIGN AND MALIGNANT TUMOUR	1
48	HYPERSENSITIVITY REACTIONS	1
49	HEPATITIS VIRUS	1
50	CORYNEBACTERIA & CLOSTRIDIAS	1
51	ANTIBODIES & IMMUNOGLOBULINS	1
52	INJURY & HEALING	1
53	IMMUNITY	1
54	CHANGES IN MYOCARDIAL INFARCTION	1
55	DIFFERENCE BETWEEN EXUDATE AND TRANSUDATE	1
56	INFLAMMATION	1
57	FEVER	1
58	BACILLARY AND AMOEBIC DYSENTERY	1
	Total	18
CARBOARD / LAMINATED CHARTS		

59	INFECTION	1
60	BACTERIOLOGY CLASSIFICATION	1
61	DIAGRAMS OF BACILLI	1
62	CESTODES	1
63	NEMATODES & TREMATODES	2
	Total	6




Sign of H.O.D

Dept of pathology

MOTIWALA HOMOEOPATHIC MEDICAL COLLEGE & HOSPITAL

GANGAPUR SATPUR LINK ROAD, NASHIK

DEPT OF PATHOLOGY

BOOKS LIST

SR. NO	BOOKS NAME	AUTHOR
1.	TEXTBOOK OF PATHOLOGY	HARSH MOHAN
2.	BOYD'S TEXTBOOK OF PATHOLOGY VOL-II	A.C. RITHCHIE
3.	BOYD'S TEXTBOOK OF PATHOLOGY VOL-II	A.C. RITHCHIE
4.	TEXTBOOK OF PATHOLOGY	DEY & DEY
5.	MEDICAL BACTERIOLOGY INCLUDING MEDICAL MYCOLOGY & AIDS	DEY & DEY SINHA
6.	PARASITOLOGY IN RELATION TO CLINICAL MEDICINE	K.D. CHATTERJEE
7.	MEDICAL PARASITOLOGY	KARYAKARTE DAMLE
8.	PRACTICAL MICROBIOLOGY PROTOZOOLOGY & PARASITOLOGY	DEY & SINHA
9.	PRACTICAL PATHOLOGY & MICROBIOLOGY	DEY & SINHA
10.	PRACTICAL PATHOLOGY	CHAKRABORTHY
11.	NOTES ON MICROBIOLOGY	WAKODE
12.	MEDICAL LABORATORY TECHNOLOGY	GODKAR
13.	API TEXTBOOK OF MEDICINE	-
14.	ESSENTIALS OF MEDICAL PHYSIOLOGY	SEMBULINGUM
15.	POCKET MEDICAL DICTIONARY	L. M. HARRISON
16.	PATHOLOGY QUICK REVIEW AND MCQ	HARSH MOHAN

17.	A TEXT BOOK OF PATHOLOGY	DR. MRUNALINI SANT MD.
18.	TEXTBOOK OF MICROBIOLOGY	ANANTNARAYAN
19.	Exam Prep Manual of UG Microbiology	Virat
20.	PRACTICAL PATHOLOGY	Harshmohan
ADDITIONAL BOOKS/JOURNALS		
21.	Exam Prep Manual of UG Pathology 1 st Edition	Ramdas Nayak
22.	Exam Prep Manual of UG Pathology 2 nd Edition	Ramdas Nayak
23.	IJRH (JAN 2016- MARCH 2016)	CCH
24.	IJRH (APR 2016- JUNE2016)	CCH
25.	IJRH (JUL 2016 -SEP 2016)	CCH
26.	IJRH (OCT 2016 -DEC 2016)	CCH
27.	IJRH (JAN - MARCH 2017)	CCH
28.	IJRH (APR 2017- JUNE2017)	CCH
29.	IJRH (JUL 2017 - SEP 2017)	CCH




Sign of H.O.D

Dept of pathology

MOTIWALA HOMOEOPATHIC MEDICAL COLLEGE & HOSPITAL

GANGAPUR SATPUR LINK ROAD, NASHIK

DEPT OF PATHOLOGY

PATHOLOGY & Microbiology [Instrument list

SR NO	NAME: INSTRUMENT/APPRATUS	QUANTITY
1	HOT AIR OVEN	1
2	CENTRIFUGE MACHINE ELECTRIC ROTOFIX	2
3	WATERBATH, Electric	4
4	GLASSWARE, STAINS CHEMICAL REAGENT FORHISTOPATHOLOGY	List attached List attached List attached
5	INCUBATOR	2
6	HAEMOCYTOMETER WITH R.B.C. AND W.B.C. PIPETTES	25
7	HAEMOGLOBINOMETER Sahil's Type	25
8	AUTOCLAVE	2
9	ANAEROBIC APPARATUS	2
10	STOPWATCH ½ SEC	2
11	PH METER	1
12	MICROSCOPES WITH OIL IMMERSION	25
13	HIGH POWER CENTRIFUGE FOR SEROLOGICAL /HEMATOLOGICAL WORK	1
14	E.S.R. STAND WINTROBE	4
	E.S.R. STAND WESTERGREEN	4
15	COLONY COUNTER	1
16	MATERIAL FOR PREPARATION OF MEDIA	List Attached
17	MATERIAL FOR PREPARATION OF STAIN	List Attached
18	COPLIN JARS	02

19	COMPUTER WITH ACCESSORIES	01
20	MACHINE FOR ESTIMATION FOR BLOOD SUGAR AND OTHER SEROLOGICAL TESTS	01



A handwritten signature in blue ink, consisting of several stylized, overlapping loops and lines.

Sign of HOD

Dept of pathology

MOTIWALA HOMOEOPATHIC MEDICAL COLLEGE & HOSPITAL

GANGAPUR SATPUR LINK ROAD, NASHIK


DEPT OF PATHOLOGY

INSTRUMENT LIST [ADDITIONAL ITEM]

SR NO	NAME: INSTRUMENT / APPRATUS	QUANTITY
1	ROTARY MICROTOME	1
2	HOT AIR OVEN	1
3	DISTILLED WATER STILL MANESTRY	1
4	ANALYTICAL BALANCE	1
5	HAND TALLY COUNTER	1
6	STERILIZER	1
7	VERNIER CALIPER	2
8	MICROMETER	2
9	MONOCULAR MEDICAL MICROSCOPE, Electric	1
10	STERIOSCOPIC BINOCULAR MICROSCOPE, Electric	1
11	TRINOCULAR MICROSCOPE , Electric	1
12	PHOTOELECTRIC COLORIMETER	3
13	ANALYTICAL WEIGHT BOX	1
14	HOT PLATE	1
15	SPHYGMOMANOMETER	1
16	CONDUCTIVITY METER	1
17	ULTRAVIOLET LAMP	1
18	HEATING MANTLE	1
19	DRAWING INSTRUMENT	1
20	DISSECTION BOX	1
21	TOURNIQUET	2
22	NICHROME WIRE LOOP	10
23	DEMONSTRATION DOBLE EYE PIECE	3

24	WATERBATH BOWL	6
25	LARGE KNIFE WITH SHARPNER STAGE	1
26	TUNING FORK	2
27	CABINET FOR 100 SLIDES	1
28	STAINING FOCKS FOR STAINING IN BULK	2
29	FNAC NEEDLE	1
30	LUMBAR PUNCTURE NEEDLE	6
31	STOPWATCH [DIGITAL]	10
32	STOPWATCH MECHANICAL	1
33	STERNAL PUNCTURE NEEDLE	1
34	TEST TUBE HOLDER	60
35	CULTURE PLATE	10
36	EDTA VACUTAINER	10
37	PLAIN VACUTAINER	10
38	SODIUM CITRATE VACUTAINER	10
39	HEPARIN VACUTAINER	10
40	B.D. VACUTAINER SYSTEM NEEDLE WITH HOLDER	10
41	SERUM VIALS	10
42	COVERSLIP	1
43	BLADE FORCEP [SURGICAL BLADE]	10




Sign of HOD

Dept of pathology

MOTIWALA HOMOEOPATHIC MEDICAL COLLEGE & HOSPITAL

GANGAPUR SATPUR LINK ROAD, NASHIK

DEPT OF PATHOLOGY

SR. No	Glassware	Quantity
1	ERLENMEYER'S FLASKS [CONICAL FLASKS] 100 ml	25
2	REAGENT BOTTLES 250 ML	71
3	FUNNEL	3
4	VOLUMETRIC FLASK 50 ml	4
5	MEASURING CYLINDER 500 ml	1
6	MEASURING CYLINDER 250 ml	8
7	MEASURING CYLINDER 100 ml	10
8	VISCOMETER	19
9	SLIDE BOX	4
10	TEST TUBE GLASSS	30
11	BEAKER 250 ml	16
12	BEAKER 100 ml	6
13	VACCUM DESSICATOR Large & Small	4
14	GLASS PIPETTE 5 ML	20
15	Magnifying Glass	22
16	GLASS ELECTRODE	10
17	WESTERGREN TUBE	25
18	WINTROBE TUBE	9
19	URINOMETER	1
20	GLUCOMETER [Demo purpose]	1
21	EVAPORATING DISH	12
22	ALBUMINOMETER	3
23	GAS JARS	5
24	THERMOMETER	10

Sign of HOD



 Dept of pathology

MOTIWALA HOMOEOPATHIC MEDICAL COLLEGE & HOSPITAL

GANGAPUR SATPUR LINK ROAD, NASHIK

DEPT OF PATHOLOGY

SR NO	REAGENT/CHEMICAL NAME/PATHOLOGY KITS	QUANTITY
1.	CRYSTAL VIOLET	1
2.	GRAM'S IODINE	1
3.	SPIRIT/ALCOHOL	1
4.	SAFFRANINE	1
5.	CARBOL FUCHIN	1
6.	SULPHURIC ACID 25 %	1
7.	METHYLENE BLUE	1
8.	SULPHOSALICYLIC ACID	1
9.	BARIUM CHLORIDE	1
10.	FOUCHETS REAGENT	1
11.	AMMONIUM SULPHATE	1
12.	SODIUM NITROPRUSSIDE	1
13.	LIQUOR AMMONIA SOLUTION	1
14.	RBC DILUTING FLUID	1
15.	WBC DILUTING FLUID	1
16.	HYDROCHLORIC ACID N/10	1
17.	E.D.T.A SOLUTION	1
18.	SODIUM FLORIDE SOLUTION	1
19.	SODIUM CITRATE 3.8%	1
20.	XYLENE	1
21.	SEMEN DILUTING FLUID	1
22.	CAPILLARY TUBE	1

23	FILTER PAPER	1
24	LEISHMAN 'S STAIN	1
25	FIELD STAIN	1
26	D/W	1
27	BLOOD COLLECTION VIAL	1
28	COVERSLIP	1
29	VACUTAINERS, EDTA, HEPARIN, CITRATE	1
30	HANDGLOVES	1
31	SYRINGE NEEDLE	1
32	LANCET	1
33	BENEDICTS REAGENT	1
34	SLIDE CLEANING SOLUTION	1
35	FORMALIN	1
36	CHROMIC ACID	1
37	SODIUM HYPOCHLORIDE	1
38	D.P.X. MOUNTANT	1
39	SULPHUR POWDER	1
40	SODIUM CHOLORIDE	1
41	H & E STAIN	1



[Handwritten Signature]
Sign of HOD

Dept of pathology

MOTIWALA HOMOEOPATHIC MEDICAL COLLEGE & HOSPITAL

GANGAPUR SATPUR LINK ROAD, NASHIK

DEPT OF PATHOLOGY

<u>KITS</u>		
1	Blood Group Antisera	1
2	Glucose	1
3	Uric Acid	1
4	Cholesterol	1
5	Triglyceride	1
6	R.A.Test	1
7	Pregnancy Test	1
8	Malaria Antigen	1
9	HIV	1
10	Tuberculin Test [PPD]	1
11	Widal Test	1
12	V.D.R. L. Strips	1
13	Urea	1
14	Creatinine	1
15	Bilirubin	1
16	S.G.P. T.	1
17	S.G.O.T.	1
18	HBSAG DEVICE	1
19	PAP STAIN for Histopathology	1
20	DENGUE IGG/IGM	1
22	CELL COUNTER REAGENTS	1
23	CRP	1
24	ASO	1

25	URINE ANALYZER MULTISTRIPS	1
26	OCCULT BLOOD	1
27	ANTI HCV AB DEVICE	1
28	ALKALINE PHOSPHATASE	1
29	AMYLASE	1
30	TOTAL PROTEIN/ALBUMIN	1




Sign of H.O.D

Dept of pathology

MOTIWALA HOMOEOPATHIC MEDICAL COLLEGE & HOSPITAL

GANGAPUR SATPUR LINK ROAD, NASHIK

DEPT OF PATHOLOGY

MATERIAL FOR PREPARATION FOR STAINS

1	CRYSTAL VIOLET	1
2	GRAM'S IODINE	1
4	SAFFRANINE	1
5	CARBOL FUCHIN	1
6	SULPHURIC ACID 25 %	1
7	METHYLENE BLUE	1
8	LEISHMAN'S STAIN	1
9	FIELD'S STAIN A & B	1
10	PAP STAIN	1




Sign of H.O.D

Dept of pathology


MOTIWALA HOMOEOPATHIC MEDICAL COLLEGE & HOSPITAL

GANGAPUR SATPUR LINK ROAD, NASHIK

DEPT OF PATHOLOGY

<u>MATERIAL FOR PREPARATION OF MEDIA</u>		
SR NO	CULTURE MEDIA	Quantity
1	Nutrient Agar / Culture Plate	1
2	Mackonkeys Agar / Culture Plate	1
3	Chocolate Agar / Culture Plate	1




Sign of H.O.D

Dept of pathology

MOTIWALA HOMOEOPATHIC MEDICAL COLLEGE & HOSPITAL

GANGAPUR SATPUR LINK ROAD, NASHIK

DEPT OF PATHOLOGY

SLIDES LIST

SR. NO	SLIDES NAME	QUANTITY
	MICROBIOLOGY	
	BACTERIOLOGY	
1.	DIPHTHERIA	2
2.	SPRILLUM FORM	3
3.	BACTERIA BACILLUS FORM	3
4.	BACTERIA COCCUS SMEAR	1
5.	TYPHI W.M.	1
6.	TITANUS	3
7.	DYSENTERY FORM	2
8.	LEPROSY	4
9.	GRAM'S POSITIVE COCCUS	1
10.	GRAM'S NEGATIVE COCCUS	1
	FUNGI	
11. 1	YEAST - SAC FUNGI ASCOMYCETES	1
		1
	PARASITOLOGY	1
12.	ENTEROBIUS VERMICULARIS	2
13.	ASCARIS LUMBRICOIDES FEMALE	2
14.	ASCARIS LUMBRICOIDES MALE	
15.	TRICHENELLA SPIRALIS	1
16.	PROTOZOA - MONOCYSTITIS MIXED STAGES	1
17.	BEDBUG	1

18.	ANNELIDA LEECH	1
19.	PLATYHELMINTHES [LIVER FLUKE]	1
20.	MALARIA – PLASMODIUM VIVAX	1
21.	MALARIA – PLASMODIUM FALCIPARUM	1
	VIRUS	
22.	MUMPS	2
23.	INFLUENZA	2
		1
	DISEASE / HISTOLOGY	
24.	ANEMIA PERNICIOUS	1
25.	ANEMIA SICKLE CELL	1
26.	CANCER OF BREAST	1
27.	ANAPLASTIC LARGE CELL LYMPHOMA	1
28.	HEPATOCELLULAR CARCINOMA	1
29.	OVARIAN CARCINOMA	1
30.	ADENOCARCINOMA	1
31.	HODGKIN'S LYMPHOMA	1
32.	GERM CELL TUMOUR	1
33.	BURKITT LYMPHOMA	1
34.	T.S OF MAMMAL KIDNEY	1
35.	T.S. OF SMALL INTESTINE	1
36.	APPENDIX	1
37.	HUMAN BLOOD SMERA	1




Sign of F.O.D

Dept of pathology

MOTIWALA HOMOEOPATHIC MEDICAL COLLEGE & HOSPITAL

GANGAPUR SATPUR LINK ROAD, NASHIK

SPECIMENS

SR. NO	SPECIMENS	QUANTITY
1	TB OF LUNGS	2
2	FIBROID UTERUS	11
3	GANGRENE OF INTESTIN E	4
4	TERATOGENIC INFECTION	1
5	TB OF INTESTINE	1
6	CACER OF BREAST	1
7	LARGE INTESTINE	1
8	MUCINOUS CYSTADENOMA	4
9	OSTEOMYELITIS	1
10	OVARIAN CYST	1
11	SACROCOCCYGEAL TERATOMA	1
12	CANCER OF CERVIX[UTERUS]	13
13	DIVERTICULUM	1
14	OVARIAN MASS	1
15	APPENDICITIS	7
16	LEOMYOMA	3
17	KIDNEY STONE	1
18	GOITER	1
19	CORN	1
20	GALL STONE	1
21	ABORTED FETUS WITH PLACENTA	2
22	ENDOMETRIAL DECIDUA	1
23	INTRAUTERINE DEATH OF FOETUS	1



MOTIWALA FATHIC COLLEGE & HOSPITAL, NASHIK
DEPT. OF FORENSIC MEDICINE & TOXICOLOGY

LIST OF CHARTS

Sr. No.	TOPIC OF CHARTS	Available
1)	Rule of Nine	01
2)	Lightening Mark	01
3)	Skin splits in Fire	01
4)	Erythema & Vesicles	01
5)	Erythema & Vesicles in Burns	01
6)	Paradoxical Undressing	01
7)	Carbon Soot in Trachea	01
8)	Scalds on Buttock & Feet – Battered Baby	01
9)	Frost Bite	01
10)	Heat Rupture of Abdomen	01
11)	Burn in House Fire	01
12)	Exit Wound	01
13)	Erythema & Vesicles in Burns	01
14)	Pugilistic Attitude	01
15)	Parts of Cartridge	01
16)	Contact Fire Arm Wound	01
17)	Fire Arm Cartridge	01
18)	Fire Arm Bullets	01
19)	Firing Range	01
20)	Parts of Fire Arms	01
21)	Rifle	01
22)	Parts of Rifle	01
23)	Patterned Contusion – Head Lamp Mark on Leg	01
24)	Post Mortem Ant Bite Marks	01
25)	P. M. Lividity	01
26)	Patterned Abrasion	01


(Dr. F.F. Motiwala)

Principal

Motiwala Homoeopathic Medical
College & Hospital, Nashik

27)	Bite Mark - Teeth	01
28)	Patterned Contusion	01
29)	Patterned Contusion – Chain Injury	01
30)	Post Mortem Lividity	01
31)	Old Bite Mark	01
32)	Patterned Abrasion – Boot Mark	01
33)	Graze Abrasion	01
34)	Bite mark Injury	01
35)	Age of Abrasion	01
36)	Scratch Abrasion	01
37)	Contact Abrasion	01
38)	Patterned Abrasion- Seat Belt Mark	01
39)	Yeast – Diaper Rash	01
40)	Contusion – Slap Mark on Chick	01
41)	Contusion – Black Eye	01
42)	Contused Abrasion	01
43)	Patterned Graze Abrasion	01
44)	Contusion Injury	01
45)	Mechanism of Injury	01
46)	Impact abrasion Injury	01
47)	Sexual Offences	01
48)	Indian rat Snake	01
49)	Snake Bite	01
50)	Tattoo Mark	01
51)	Vitriolage	01
52)	Male Pelvis	01
53)	Female Pelvis	01
54)	Male Female Skull	01
55)	Poisonus & Non Poisonus Snakes	01
56)	Common Sand Boa Snake	01



57)	Rigor Mortis	01
58)	Poisonous Snakes	01
59)	Diagnosis of Poisoning in Human	01
60)	Classification of Snakes	01
61)	The Hippocratic Oath	01
62)	Sign of Death	01
63)	Legal System of India	01
64)	Tobacco Plant	01
65)	Datura Plant	01
66)	Aloe Socotrina Plant	01
67)	Colocynthis	01
68)	Croton Tig. Plant	01
69)	Aconite Plant	01
70)	Abrus Precatorius	01
71)	Anacardium Plant	01
72)	Opium Plant	01
73)	Castor Seeds	01
74)	Calotropis Plant	01
75)	Hanging (a to g)	07
76)	Sign and symptom of Strangulation	01
77)	Dowry Death	01
78)	Finger Print (a & b)	02
79)	Age estimation from bones	01
80)	Face Injury	01
Total Available =		87
Requirement as per MSR =		71
Additional Available =		16



LIST OF MODELS

Sr. No.	List Of Models	Available
1)	Drawing	01
2)	Teeth	01
3)	Gunshot Injury On Head	01
4)	Suicidal Cut Throat	01
5)	Bruise On Chest	01
6)	Asphyxial Death In Strangulation	01
7)	Gastric lavage tube	01
8)	Bite On A Shoulder	01
9)	Incised Wound On Chest	01
10)	Head With C.L.W	01
11)	Scalp with Entry wound	01
12)	Hands With Incised Wounds	02
13)	Leg With C.L.W	01
14)	Finger Printing	03
15)	Signs of Starvation	01
16)	PM Lividity	01



17)	Death from Starvation	01
Total Available =		20
Required as per MSR =		10
Additional Available		10

Sign Of HOD



LIST OF BLUNT, SHARP, POINTED WEAPONS

SR.NO	WEAPON	QUANTITY
1)	Hammer B	2
2)	Cotton Dupatta B	1
3)	Plasic rope B	1
4)	Sickle P	3
5)	Rake B	1
6)	Roti Roller B	1
7)	Chain B	1
8)	Wooden blocks B	1
9)	Ice Crusher P	1
10)	Vehicle tyre B	1
11)	Hacksaw Blade S	1
12)	Spade (Wooden Handle) S	1
13)	Whip B	1
14)	Nylon Rope B	1
15)	Hedge Clipper	1
16)	Cricket Ball B	1
17)	Glass botle B	1
18)	Gun - Rifle B	1
19)	Gun - Air Gun Model B	1
20)	Air Pistol B	1
21)	Bamboo Stick B	1
22)	Trident P	1
23)	Sword S	2
24)	Tommy's Bar P	1
25)	Hatchet P	3
26)	Metal Cutter	1
27)	Pick Axe	2
28)	Cutting Hook	1
29)	Awl	1
30)	Trimming Axe	4

31)	Clipping Hammer	1
32)	Butchers Knife	1
33)	Spear	1
34)	Knife	4
35)	Razor	2
36)	Scissor	2
37)	Stone	1
38)	Cricket Bat	1
39)	Hook	1
40)	Twisting Hook	1
41)	Grabbing Hook	1
42)	Cotton rope	1
43)	Pins	1
44)	Iron Rod	1
Blunt -22 + Sharp -25+ Pointed-13=		60
Total		60
Required as per MSR 2013 =		20
Additional =		40



MOTIWALA HOMOEOPATHIC COLLEGE & HOSPITAL, NASHIK
DEPT. OF FORENSIC MEDICINE & TOXICOLOGY

LIST OF POINTED WEAPONS

SR.NO	WEAPON	QUANTITY
1)	Sickle	3
2)	Rake	1
3)	Ice Crusher	1
4)	Trident	1
5)	Tommy's Bar	2
6)	Cutting Hook	1
7)	Awl	1
8)	Spear	1
9)	Hook	1
10)	Grabbing Hook	1
11)	Pins and nails	1

Total - 13 ✓



MOTIWALA HOMOEOPATHIC COLLEGE & HOSPITAL, NASHIK
DEPT. OF FORENSIC MEDICINE & TOXICOLOGY

LIST OF BLUNT WEAPONS

SR.NO	WEAPON	QUANTITY
1)	Hammer ✓	2
2)	Cotton Dupatta	1
3)	Plasic rope ✓	1
4)	Roti Roller ✓	1
5)	Chain	1
6)	Wooden blocks	1
7)	Vehicle tyre ✓	1
8)	Whip	2
9)	Nylon Rope	1
10)	Cricket Ball	1
11)	Glass botle	1
12)	Gun - Rifle	1
13)	Gun – Air Gun Model	1
14)	Air Pistol	1
15)	Bamboo Stick ✓	1
16)	Stone	1
17)	Cricket Bat ✓	1
18)	Twisting Hook	1
19)	Cotton rope	1
20)	Iron Rod	1
Total		22

AS



MOTIWALA HOMOEOPATHIC COLLEGE & HOSPITAL, NASHIK
DEPT. OF FORENSIC MEDICINE & TOXICOLOGY

LIST OF SHARP WEAPONS

SR.NO	WEAPON	QUANTITY
1)	Hacksaw Blade	1
2)	Spade (Wooden Handle)	1
3)	Hedge Clipper	1
4)	Sword ✓	2
5)	Hatchet	3
6)	Metal Cutter	1
7)	Pick Axe	2
8)	Trimming Axe ✓	4
9)	Clipping Hammer	1
10)	Butchers Knife ✓	1
11)	Knife ✓	4
12)	Razor ✓	2
13)	Scissor ✓	2
Total		25

ALY



5

MOTIWALA HOMOEOPATHIC COLLEGE & HOSPITAL, NASHIK
DEPT. OF FORENSIC MEDICINE & TOXICOLOGY

LIST OF SPECIMENS

(ORGANIC, INORGANIC, POISONS & CHEMICALS)

Sr. No.	LIST OF POISON	AVAILABLE
1)	Aconite Roots	Available
2)	Capsicum	Available
3)	Cannabis Indica	Available
4)	Cannabis Sativa	Available
5)	Red Oleander	Available
6)	Tobacco	Available
7)	DDT	Available
8)	Pethidine	Available
9)	Bromides	Available
10)	Abrus Precatorius	Available
11)	Anacardium	Available
12)	Pins and Nails	Available
13)	Colocynth	Available
14)	Lead	Available
15)	Barium	Available
16)	Sulphur	Available
17)	Boric Acid	Available
18)	Camphor	Available
19)	KmNO ₄	Available
20)	Plumbago	Available
21)	Clorin	Available
22)	Oxalic Acid	Available
23)	NaOH/ Caustic Soda	Available
24)	Sulphuric Acid	Available
25)	Kerosene	Available
26)	Phenyl	Available
27)	Turpentine	Available
28)	Injection Mannitol	Available

29)	IV Fluid Dextrose 25%	Available
30)	Inj . Cefotaxime sodium	Available
31)	Gardinal	Available
32)	Dexona	Available
33)	Ranitidine	Available
34)	Inj. Gentamycin	Available
35)	Perinorm	Available
36)	Inj. Epsolin	Available
37)	Inj. Phenergan	Available
38)	Inj .Diclofenac Sodium	Available
39)	Inj. Avil	Available
40)	Pantaprazole	Available
41)	Inj . Atropine Sulphate	Available
42)	Inj. Tetanus Toxide	Available
43)	Inj. Lasix	Available
44)	Primacort.	Available
45)	Foley's Catheter	Available
46)	Disp. Infusion Set	Available
47)	Ryles Tube	Available
48)	Disp. Scalp Vein Set	Available
49)	Disp. IV Cannula	Available
50)	Charcoal.	Available
51)	Deodorant Spray	Available
52)	Gin (Alcohol)	Available
53)	Rum (Alcohol)	Available
54)	Whisky (Alcohol)	Available
55)	Shampoo	Available
56)	Toilet Cleaner	Available
57)	Moth Repellent	Available
58)	Shoe Polish	Available
59)	Nicotine	Available
60)	Aspirin	Available
61)	Opium	Available
62)	Cough Syrup	Available
63)	Thinner	Available
64)	Insecticide	Available

65)	Agro-Insecticide Malathion	Available
66) S	Petrol	Available
67)	Napthalene Balls	Available
68)	Iodine	Available
69)	Snake Bite	Available
70)	Rat Poison	Available
71)	Wax Crayons	Available
72)	Copper Sulphide	Available
73)	Carbolic Acid	Available
74)	Benzene	Available
75)	Nux Vomica	Available
76)	Calotropis	Available
77)	Powder Glass	Available
78)	EDTA	Available
79)	Mushrooms	Available
80)	Antidepressants	Available
81)	Phosphorus	Available
82)	Pins and nails	Available
Total Available =		82
Required as per MSR =		35
Additional Available		47



AM

**MOTIWALA HOMOEOPATHI
DEPT. OF FORENSIC M**

**& HOSPITAL, NASHIK
& TOXICOLOGY**

LIST OF ACTS & REGULATIONS

SR.NO.	Title of Act & Regulations	Available
1)	Homoeopathy Central Council Act, 1973 with Latest Amendments	01
2)	Consumer Protection Act, 1986.	01
3)	Workmen's Compensation Act, 1923.	01
4)	Employees State Insurance Act, 1948.	01
5)	Medical Termination of Pregnancy Act, 1971.	01
6)	Dangerous Drug Act.	01
7)	Mental Health Act, 1987.	01
8)	Indian Evidence Act, 1872	01
9)	Lunacy Act.	01
10)	Borstal School Act.	01
11)	The Provision of Child Marriage Act, 2006.	01
12)	Public Health Act.	01
13)	Injuries Act	01
14)	The Drugs & Magic Remedies (Objectionable Advertisements) Act, 1954.	01
15)	Homoeopathic Practitioners Regulation, 1982 (Professional Conduct, Etiquette & Code of Ethics).	01
16)	The Transplantation of Human Organs Act, 1994	01
17)	The Prenatal Diagnostic Techniques (Regulation and Prevention of Misuse) Act, 1994	01
18)	The Drug and Cosmetic Regulations, 1984	01
19)	Drugs Control Act, 1950.	01
20)	Medicinal and Toilet Preparation Act, 1955	01



DEPARTMENT OF FM

LIST OF TRANSPERENCIES


Sr.no	List of transparencies
1	Malingering(1)
2	Privilege communication(1)
3	Workmen compensation act 1923(1)
4	Suicidal gunshot injury(1)
5	Abrasion(1)
6	Medical certificate of fitness to return to duty(1)
7	Self infected cut and slash knife wound(1)
8	Multiple tentative cut(1)
9	Death certificate(1)
10	Medical certificate recommended for leave or extension of leave(1)
11	International code of medical ethics(1)
12	Classification of poison(1)
13	Professional misconduct(2)
14	Euthanasia(1)
15	Consumer protection act(1)
16	Council(1)
17	Medical ethics(2)
18	Duty of medical practitioner(2)
19	Malpractice (4).
20	Difference between am and pm wounds(1)
21	Precipitin test(1)
22	Feature of injury(1)
23	Inheritance of MN blood group(1)
24	True insanity and feigned insanity(1)
25	Finger prints(1)
26	Diagrammatic representation of bullet penetrating the skin(1)
27	Classification of wound(1)
28	Domestic household poisons(1)
29	Collection and preservation of biological materials(1)
30	Universal antidote(1)
31	Poisonous snakes of INDEA (1)
32	Artificial and true bruise(1)
33	DNA finger printing(1)
34	Doctor patients relationship (4)
TOTAL	43 transparencies

AR

DEPARTMENT OF FMT

LIST OF CD'S IN FMT DEPARTMENT (2014-15)

Sr.no	LIST OF CDS IN FMT DEPARTMENT
1	Identification(2)
2	P.M. Changes(2)
3	Death
4	Hanging
5	Forensic or Legal medicine
6	Asphyxia
7	Autopsy(4)
8	Lacerated Wound
9	MLA of injuries
10	IPC
11	Sexual offences
12	Injury
13	Asphyxia
14	Violent Death
15	Consumer Protection Act
16	Thermal injuries
17	Legal procedure
18	Medical laws for doctors(2)
19	Fmt images (3)




MOTIWALA HOMOEOPATHIC MEDICAL COLLEGE AND HOSPITAL

DEPARTMENT OF FMT

LIST OF POWER POINT PRESENTATIONS IN FMT DEPARTMENT

Sr.No.	LIST OF PPT
1	Pregnancy
2	Delivery
3	Hanging
4	Cardiac Poisons
5	Digitalis
6	Food Poisoning
7	Court Procedure
8	Mechanical Injuries
9	Strangulation
10	Rape

Sign of HOD



**MOTIWALA HOMOEOPATHIC COLLEGE & HOSPITAL, NA
DEPT. OF FORENSIC MEDICINE & TOXICOLOGY**

LIST OF DEPARTMENTAL LIBRARY BOOKS

Sr. No	Acc. No.	Name of Books	Author
1)	6880	The Bombay Prohibition Act, 1949	R.K. Pillai
2)	6879	Thae Drug And Magic Remedy Act, 1954/55 (In English)	Krishan Arora
3)	126	Textbook of medical jurisprudence & toxicology	Dr. C. K. Parikh
4)	5565	Handbook Of Poisonus Snakes and Plant	Dr. D Govindiah
5)	3204	Principles of Forensic medicine	Dr. Apurba Nandy
6)	6418	Toxicology at Glance	Dr. Singhal
7)	6581	Forensic medicine and jurisprudence	Dr. Singhal
8)	6878	Consumer Protection Act 1986	Adv. Abhaya Shelkar
9)	6877	Drug and Magic Remedies !954(In Marathi)	Adv. Abhaya Shelkar
10)	6881	The Right To Information	Adv. Abhaya Shelkar
11)	1712	Handbook Of Medical Jurisprudence and Toxicology	Dr. S. C. Basu
12)	6429	Homoeopathy, Homoeopath & the Law	A. K. Sharma, M. P. Arya.
13)	8397	An Introduction to Health Law	Dr. Jyoti Bhakre.



**MOTIWALA HOMOEOPATHIC COLLEGE & HOSPITAL
NASHIK
DEPT. OF FORENSIC MEDICINE & TOXICOLOGY**

LIST OF MEDICAL CERTIFICATES

No.	NAME OF MEDICAL CERTIFICATE
1)	Medical certificate for leave
2)	Birth certificate
3)	Death certificate
4)	Physical fitness certificate
5)	Injury certificate
6)	Rape certificate
7)	Certificate for alcohol consumption
8)	Writing Postmortem Examination report
9)	Chemical analyzer
10)	Sickness certificate
11)	Vaccination Certificate
12)	Certificate of workers compensation insurance.
13)	Certificate of Post mortem
14)	Fitness certificate for food handlers
15)	Disability certificate
16)	Dying Declaration

HOD SIGN

AR



**MOTIWALA HOMOEOPATHIC COLLEGE & HOSPITAL,
NASHIK
DEPT. OF FORENSIC MEDICINE & TOXICOLOGY**

LIST OF EQUIPMENTS

Sr. No.	Name of Equipments	Requirement	Available
1)	Weighing Machine (Adult)	01	01
2)	Height Measuring Chart	01	01
3)	Vernier Calliper	01	01



FMT DEPARTMENT

BOOKLET LIST

I. Weapons:

- a) Pointed weapons: - Sickle
- Trident
- Sword
- Cutting hook
- Spear
- Pins and needles
- b) Blunt weapons: - Bamboo stick
- Hammer
- Roti roller
- Cricket bat
- Vehicle tyre
- Pipe
- c) Sharp weapons: - Knife
- Sword
- Razor
- Scissor
- Saw
- Wood cutter axe

II. Models: 1. Dactylography

2. Incised wound
3. Post mortem lividity



(Dr. F.F. Motiwala)
Principal
Motiwala Homeopathic Medical
College & Hospital, Nashik

MOTIWALA (NATIONAL) HOMOEOPATHIC MEDICAL COLLEGE,
Nashik
DEPARTMENT OF SURGERY
DEPARTMENTAL PROFILE

HISTORY OF DEVELOPMENT :

- a] Affiliated To M.C.H Till 1994
- b] Affiliated To Puna University From 1994-1998
- c] Since 1998 Affiliated To M.U.H.S

FACULTY: A] DR. S. M. YADAV - H.O.D & Professor
 B] Dr. Zainab Vohra - Guest Reader
 C] Dr.K. P.Bagmar - Asst. Professor

Sr. No.	NAME	QUALIFICATION	EXPERIENCE From	ADDITIONAL INFORMATION
1.	DR. S.M. YADAV	B. H. M. S. P.G.D.P.C.	03 rd Nov. 1993	1. Attendant Teacher's Training Conducted By M.U.H.S. & By M.H.M.C. 2. Core Committee Member Of ISO 3. Member Of Academic Cell Of College 4. Member Of Student's Welfare Cell As A Panel Member Of Dissertation 5 Cap Director MUHS In Year 2006.
2.	DR. ZAINAB VOHRA	B.H.M.S.	01.10.2018	
3.	DR. K.P. BAGMAR	M.D. (Hom.) B.H.M.S. B.A. (PSY.) P.G.D.P.C. M.S.(Couns & Psy)	1 st Feb. 2005	1. Worked As Houseman In D.S.Kothari Hosp., Mumbai. 2. Attended Human Value Education Course At Panchgani, Conducted By M.H.M.C. a) 3. As A Panel Member Of Dissertation b) 4. Centre Observer, Custodian, Examier, Moderator For MUHS

1] INFRASTRUCTURAL INFORMATION

Surgery Department Room	32.71 Sq.mt.
HOD Room	8.27 Sq.mt.
Museum-cum-Demonstration Room	8.27 Sq.mt.
Faculty Room	8.92 Sq.mt.
Departmental Library	11.15 Sq.mt.
Total	96.51 Sq. M.

2] COURSE: B.H.M.S (4 & ½ + 1 YEAR INTERNSHIP)



MHMC Department Of Surgery

3) EQUIPMENT PROVIDED:

1	Total number of Charts	22
2	Number of Equipment for identification	43
3	Total Number of Specimens	16
4	Additional Items	Books – 66 Transparencies – 105 X Ray -Viewing Box 01 Examination Table - 01 Models on Fracture and Dentistry – 22
		X Ray – 30 Types VCD – 14 Table – 03 Chair – 30 + 06 ,

2015	
Total no of theoretical teaching hours	II BHMS – 80; III BHMS - 150
Total no of teaching hours for Clinical exposure	II BHMS – 60; III BHMS - 75

New	
Total no of theoretical teaching hours	II BHMS – 75; III BHMS - 150
Total no of teaching hours for Clinical exposure	II BHMS – 75; III BHMS - 75

TEACHING PROGRAMME

1	Total no of theoretical teaching hours	II BHMS – 80; III BHMS - 150
2	Total no of teaching hours for Clinical exposure	II BHMS – 60; III BHMS - 75
3	Advance teaching programme prepared	Prepared According to Annual Calendar
4	Teaching diary maintenance	Maintained and Updated on regular basis
5	Practical Records of Students	Verified and Corrected
6	Seminar held on Surgery.	Once in a three month
7	Tutorial Classes provision with no. of students in each batch.	Tutorial Classes provision available with 30 students in each batch
8	Facilities for Demonstration in College Hospital	OPD, IPD, OT and OT Viewing Gallery in College Hospital
9	Facilities for Demonstration in Super specialty Hospital	Facilities for Demonstration at attached Hospital with Memorandum Of Understanding in 01 Super specialty Hospital Available
10	Training on applied Homoeopathic Materia Medica.	In College OPD, during Clinical Hours and in Clinical Presentations.
11	Time Table.	For IInd and IIIrd year as per CCH Norms
12	Publications by the members of the staff during the last three years	In Annual and quarterly Magazine published as "Materia Novum The Journal of Homoeopathy" Effect of homoeopathic treatment on Activity of Daily Living in Knee Osteoarthritis: A prospective observational study. IJRH July-Sep 2016.

MHMC Department Of Surgery

13	Interaction with Other Department	Clinical Presentations amongst Dept. of Surgery, Obs. Gyn., HMM, Org. held and evaluated.
----	-----------------------------------	---

TEACHING PROGRAMME

Sr. No.	Facility	Average Attendance	Utility	
1	No. of beds for surgery in College Hospital	05 beds with Avg. attendance of 8 cases bed occupancy on an average per month	For Demonstration in College Hospital	
2	No. of beds for Surgery in Super Specialty Hospital	10, with an average of 30 cases per month	For Demonstration in Super specialty Hospital	
3	Average No. of internees & Students posted at a time for clerkship	Average No. of Internees – 04 to 05 Average No. of Students - 30	To Develop the Clinical and Therapeutic Skills	
4	Transport arrangement	Own College Vehicle	Used by the Hostel students	
5	Utilization of beds	General Surgery	60 %	For Demonstration in College & Super specialty Hospital. To Develop the Clinical and Therapeutic Skills for internees & Students posted at a time for clerkship
		Ophthalmology	10 %	
		Orthopedics	15 %	
		E.N. & T	10 %	
		Dental Diseases	05 %	

4] RESULTS:

SR.NO	YEAR	NO.OF STUDENT APPEARED	NO. OF STUDENT PASSED	NO. OF STUDENT FAILED	%
1]	2014	68	67	01	98.5%
2]	2015	87	82	05	94.2%
3]	2016	70	67	03	95.7%
4]	2017	79	79	00	100%
5]	2018	81	79	02	97.5%
6]	2019	84	83	01	98.8%
7]	2020	54	54	00	100%

LIST OF ATTACHED HOSPITALS

1. G.M. Motiwala Hom. Hospital
2. Magnum Hospital

MHMC Department Of Surgery



CLASS WISE STRENGTH (2019 -2020) :

III Year : 52 (REGULAR) 35 (Supplementary)
 II Year : 100 (REGULAR) 32 (Supplementary)

6] RANK HOLDERS :

2008 Oct/Nov	Miss. Swati Shetty	424/580
2009 Oct/Nov	Miss. Hiral Shah	386/500
2010 Oct/Nov	Miss. Nirjhara Wagh	340/500
2011 Oct/ Nov	Miss Priyanka Tiwari	348 / 500
2012 Oct/Nov	Miss. Nagma Khan	345 / 500
2013 Oct/ Nov	Miss. Mukarram Momin	380/ 500
2014 Oct/ Nov	Miss. Lunawat Ruchita Rajendra	368/500
2015 Oct./Nov.	Miss. Ojaswini Birari	346/500
2016 Oct./Nov.	Miss. Khan Afreen K. A.	358/500
2017 Oct./Nov.	Miss. Shailee Morya	367/500
2018 Oct. Nov.	Miss. Shweta Yadav	282 /400
2019 Dec.	Miss. Jiya batch	/400
2020 Dec.	Miss. Sakshi batch	/400

Teaching Aids And Teaching Methods

A] Lecture Method B] Case Demonstration C] Problem Based Learning
 D] Case Presentation E] Seminar F] Group Discussion G] Quiz

STUDENTS EVALUATION**Formative Evaluation**

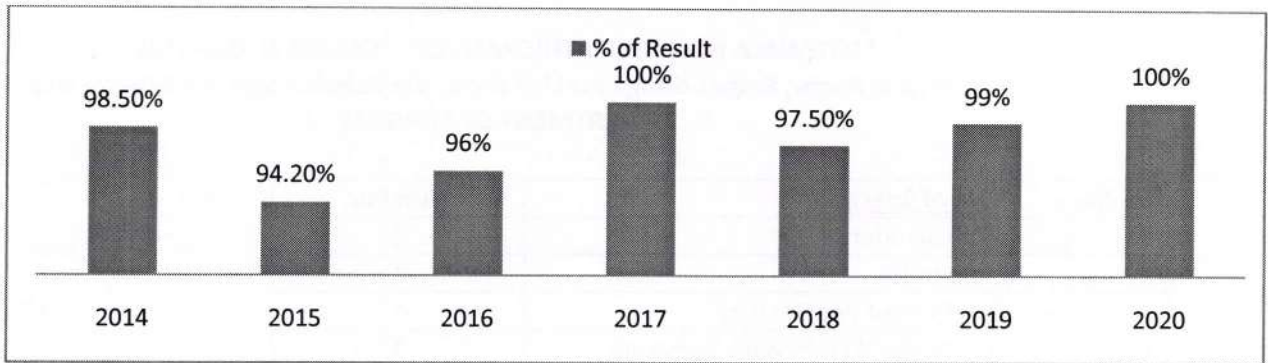
A] Terminal Examinations B] Prelim Examination C] Viva
 D] Clinical Presentation Based Viva

Summative Examination

A] Muhs Theory Examination B] Muhs Viva / Practical Examination

RESULT GRAPH

MHMC Department Of Surgery



LIST OF POWERPOINT PRESENTATION

Abscess With Therapps
 Boils
 Carbuncle
 Electolyte Imbalance
 Infection
 Orthopedic And Club Foot
 Wound
 Otitis Media
 Peptic Ulcer
 Wound
 D/D Of Lump In Breast

Acute Tonsilitis
 Breast Ca
 Cataract
 Errors Of Refraction
 Intususseption
 Tetanus
 Head Injury
 Root Canal Therapy
 Hepatomegaly
 Cataract And Glaucoma
 Ulcers On Tongue

Appendicitis Theraps
 Burn
 Corneal Ulcer
 Haemorrhage And Shock
 Oesophagus
 Varicose Vein
 Vertigo
 BPH
 Splenomegaly
 Otitis Media



MOTIWALA HOMOEOPATHIC MEDICAL COLLEGE & HOSPITAL
Motiwala Nagar, Satpur-Gangapur Link Road, Via-Ashok Nagar, Nashik-422 012.
DEPARTMENT OF SURGERY

Sr. No.	List of Specimen	Number
1.	Gall Bladder	1
2.	Appendix	1
3.	Perforated Peptic Ulcer	1
4.	Cirrhosis Of Liver With Gallstone	1
5.	Fibroid Uterus	1
6.	Appendicitis	1
7.	Gall Stone	1
8.	Tonsillitis	1
9.	Renal Stone	1
10.	Staghorn Calculus	1
11.	Miliary TBof Lung	1
12.	Brain Head Injury	1
13.	Liver	1
14.	Vesical Calculus	1
15.	Brain Haematoma	1
16.	Congenital Malformation In Foetus	1
17.	Infrected Heart	1
18.	Renal Stone	1
19.	Goitre	1
20.	Cleft lip with palate & enencephaly	1

Sr. No.	List Of X Ray	Number
1.	Orthopedic X-Ray	11
2.	Orthopedic X-Ray Nailing	8
3.	Orthopedic X-Ray Plating	1
4.	X-Ray Kub	5
5.	X-Ray Chest	3
6.	IVP	1
7.	Barium Follow Through	2

MOTIWALA(National) HOMOEOPATHIC MEDICAL COLLEGE, Nashik
DEPARTMENT OF SURGERY

LIST OF DEPARTMENTAL LIBRARY BOOKS

1. Pyes Surgical handicraft	41. Seven Hundred Red line symptoms Hutison
2. Manual of clinical Surgery S. Das	42. Koopikars clinical experience
3. Hand book of Surgery By S. C. Basu	43. Hand book of psychiatry – Shah
4. Short Text Book of ENT S. Bannerjee	44. Homoeo. Therap. In Ophthalmology Moffat
5. Baileys and Loves text book of Surgery	45. Differential diagnosis – Gupta
6. Short text books of ENT diseases Bhargav & Shah	46. Leucoderma – Wadia
7. Homoeopathy in medicine and Surgery Carleton	47. Treatment of Heart condition – Borland
8. Homoeopathic text book of diseases of nose and throat Joseph and Clay	48. Clinical relation of Homoeo. Remedies – Shankaran
9. Monograph of diseases of Nose and Throat G. Quay	49. Practical Homoeo. Prescribing – Quantum

MHMC Department Of Surgery

10. Homoeopathic Therap Dr. Lilienthal	50. Synoptic Key note – Boger
11. Hand Book of Ophthalmology B. M. Chatterjee	51 Tumours of breast therap treatment - Burrnet
12. Practical Homoeo. Therap. Dewey	52 Synopsis on the comparison of remedies - Raut
13. Ophthalmic disease and therap. Dr. Norton	53. Homoeo. Drug picture – Tylor
14. Shivams MCQ	54. Drugpicture by Ajit Kulkarni
15. Surgery for Nurses	55. Homoeopathic psychology – B. Philip
16. Handbook of medical instrument Bhowmik	56. Practical hand book of Surgery
17. We can detect and treat and cure Leprosy Dongare	57. Before and after Surgical operation – Smith
18. Ophthalmology – by Basak	58. Manipal Surgery Shenoy
19. Lotus M. M. – Murphy	59. Long and short cases - SenGupta
20. New Old and Forgotten remedies – Anshultz	60. S .R.B.'s Manual of Surgery – Bhat
21. Manual of Long & Short cases – Dr. Sengupta	61 IJRH Vol. 10 Issue 1 – Jan – Mar 2016
22. Lessar writings with therap. Hints Farrington	62 IJRH Vol. 10 Issue 2 – Apr – Jun 2016
23. MCQ - Fazil	63 IJRH Vol. 10 Issue 3 – July – Sep 2016
24. Art of Clinical presentation off surgery Bapat	64 IJRH Vol. 11 Issue 1 – Jan – Mar 2017
25. Therap. Hints – Das Gupta	65 IJRH Vol. 11 Issue 2 – Apr – Jun 2017
26. Remedies for pain & Warts – Kamathan	66 IJRH Vol. 11 Issue 3 – July – Sep 2017
27. Tumours of breast - Burrnet	
28. Diseases of ENT – Dhingra	
29. Homoeo. In Surgery – Agrawal	
30. Homoeo. Medicines for Wound & injuries – Schwaee	
31. Appendicitis Cure – Mujumdar	
32. Guide to Surgery – Sharma	
33. Surgery Therap. – Kulkarni	
34. Ophthalmology – Khurana	
35. Parsons diseases of Eye.	
36. Practical Surgery – Purulekar	
37. Clinical Approach	
38. Quik bed side prescriber Shinghle	
39. Rediscovery of Homoeop. – Saihgal I	
40. Rediscovery of Homoeop. – Saihgal II	

**MOTIWALA HOMOEOPATHIC MEDICAL COLLEGE & Hospital , Nashik
DEPARTMENT OF SURGERY**

LIST OF CHARTS

Sr. No.	Name of Chart	Sr. No.	Name of Chart
Big size Charts		Small size charts	
1	Lipoma	1	Shoulder dislocation
2	Burgers Disease	2	Spinal deformities
3	Spinal Deformities	3	Types of renal calculi
4	Types of Wounds	4	Fracture neck femur
5	Esophageal Achalasia	5	Types of fractures
6	Green stick fracture	6	Various positions of appendix
7	Pancreatitis	7	Stages of varicose veins
8	Carbuncle	8	Anatomy of shoulder joint
9	Class of Hemorrhagic Shock	9	Smiths fracture

MHMC Department Of Surgery

10	Chronic anal fissure	10	Colle's fracture versus Smiths fracture
		11	Normal versus enlarged prostate
		12	Internal & external hemorrhoids
Total Number of Charts		22	



DEPARTMENT OF SURGERY

LIST OF VCD'S

NAME	NUMBER
1 Operative surgery	3
2 Art of Bandaging	3
3 Clinics by Dr. Ghanashyam Vaidya	5
4 Glomerulopathy & Homoeopathy	1
5 Clinical Method Part II	1
6 suture and suture material	1

BONES

CLAVICLE	1
SCAPULA	1
HUMERUS	2
RADIUS	2
ULNA	2
FEMUR	1
TIBIA	1
PELVIS	1

INSTRUMENTS

Simple Rubber Catheter
Foleys Catheter
Malecots Catheter
Endotracheal Tube With Cuff
Endotracheal Tube Without Cuff
Ryles Tube
Artery Forcep
Towel Clips
Retractors –Rt Angle,C Shaped,Catspaw
Forceps- Babcocks,Allies,Chittles,Toothed,Simple,Sponge Holding
Metalic Airway,Plastic Airway
Suturing Needles,Thread,Xylocaine2%
Needle Holder
Aneurysm Needle
Scalpel with Surgical Blades.



Publications:

1. To evaluate the effect of Homoeopathic preparation of potentized Petroleum 30C orally in heel fissure: *Materia Novum The journal of Homoeopathy*, Vol.2, Issue 4, Dec. 2018, pg 9-17
2. Effectiveness of *Symphytum Officinale* As an Osteogenesis Enhancer in undisplaced fracture: A Randomized Control Trial: *Materia Novum The journal of Homoeopathy*, Vol.3, Issue 1, Mar. 2019, pg 1-4

9] Dissertation/ Thesis:

Guiding the Intern Students To Write Dissertation On Different Topics

SR. NO	Name Of Topic	Name Of Student	YEAR
1]	Revolution of the effect of homeopathic medicine verses Hom medicine Bochemic preparation of Nat phos 6x in GORD(342)	Dr. Ankita Sutaui Dr. Naveen Yadav Dr. Pratiksha Sonkamble	2015
2]	Revaluation of the effect of homeopathic medicine in allergic rhinitis cause: case series study(345)	Dr. Raut Asmanag patel Dr. Shahim Rigvi Dr. Sonali Rohom Dr. Ravindra Sale Dr. Priyanka Parmar	2015
3]	Evaluation of the effects of homoeopathic medicine versus allopathic medicine in chronic low back pain an experimental non Randomized Trial –Before and after comparison study with control .(357)	Dr. Bhakti kshirsagar Dr. Komal Patil Dr. Nagma Shaikh Dr. Momin Mukarrma Dr. Chetan Patil	2016
4]	Role of homoeopathy in renal calculi	Dr Manihar kamal Dr Ahmed mehboon ali	2016
5]	Efficacy of homoeopathic medicines in cases of chronic tonsillitis	Dr Karishma Sadwani Dr Sonika sakalika Dr Mavia sheikh	2016
6]	To Evaluate the effect of homoeopathic medicine in Anorectal diseases hemorrhoids fissures & Fissures & Fistula: A Prospective observational	Dr albert Ngurnuntluanca Dr Fatema Aqueel	2016
7]	Efficacy of Homoeopathic Medicines in cases of chronic Tonsillitis	Dr Ayesha Shaikh Dr Varsha Pingal	2016
8]	Randomiaws Control trial of Attenuated from of physostigma versus Homoeopathic Similimum in cases f progressive Myopia	Dr Trupti Upasani Dr Aarti Yadav Dr Abdulsamad Timol	2017
9]	Efficacy of Homoeopathic Similimum in cases of Rhinitis:-A non Randomized Before and After, Without control Trial	Dr Uma Yadav Dr Farin Shaikh Dr Kalwinder Sandhu	2017
10]	To study the utility of homoeopathic medicine in Sport's injuries-observation study	Dr Darshan Kabra	2017
11]	Efficacy of plantago mother tincture for toothache.	Dr Tasneem A DrPrajakta G Dr.Ravi Gupta	2017

MHMC Department Of Surgery

12]	A Case Series on efficacy of Homoeopathic Medicines in Gastro-Oesophageal Reflux Disease Management	Dr.Kiran Jagtap	2017
13]	The Effect of calendula mother tincture as an external application in management of wound:A prospective interventional study	DrShantanu Zalte Dr Subodh Bhalke Dr Pushparaj Swamy	2017
14]	Effect of Homoeopathic medicine in cases of Allergic Rhinitis: Case Series	Dr.Pratiksha Katariya Dr. Mauri Nikam	2017



MOTIWALA HOMOEOPATHIC MEDICAL COLLEGE & Hospital , Nashik

DEPARTMENT OF SURGERY WITH HOMOEOPATHIC THERAPEUTICS

Departmental Time Table

TIME TABLE III BHMS		DEPARTMENTAL TIME TABLE BATCH 2018-2019					* Guest Faculty
TIME	MON	TUE	WED	THUR	FRI	SAT	
8.30 to 10.00 Clinical	At MOU Attached Hospital. Batch A & Batch B Shriman GMHospital Batch C & Batch D Magnum Hospital						
10.30 TO 11.30 Tutorials	SURG A Dr. Subhash Yadav	SURB Dr. Subhash Yadav	SUR C Dr. Subhash Yadav				
11.30 TO 12.30	SURG Dr. Subhash Yadav/	SURG Dr. K. Bagmar	SURG Dr. K. Bagmar	SURG Dr. Subhash Yadav	SURG Dr. K. Bagmar	SURG Dr. Subhash Yadav	
12.30 TO 01.30							
01.30 TO 02.00	BREAK						
02.00 TO 03.00							
03.00 TO 04.00				SURG Dr. Z. Vohra*			
04.00 TO 05.30							

TIME TABLE II BHMS		DEPARTMENTAL TIME TABLE BATCH 2018-2019				
TIME	MON	TUE	WED	THUR	FRI	SAT
9.30 TO 10.30						
10.30 TO 11.30						
11.30 TO 12.30						
12.30 TO 1.00	BREAK					
1.00 TO 2.00						
2.00 TO 3.00						SURG Dr. K. Bagmar
3.00 TO 4.00			SURG Dr. Subhash Yadav			3.00 to 4.30 HOSPITAL POSTING
4.00 TO 5.30	HOSPITAL POSTING FOR FIRST 3 MONTHS –SURGERY AND NEXT 3 MONTHS-OBGY SURG-BATCH A OBGY- BATCH B					



MHMC Department Of Surgery

Motiwala Homoeopathic Medical College & Hospital,
F.G. Motiwala P.G. Institute of Homoeopathy & Research Centre, Nashik
Dept. of Pathology & Microbiology

EQUIPMENT PROVIDED

Details of items/ Equipment etc. available as per Schedule-III of HCC (MSR) Regulations, 2013.				
S. No.	Items	Required	Available	
1	1	Hot air oven (50° C)	01	
	2	Centrifuge Machine electric (Rotofix)	02	
	3	Water Bath (Electric)	04	
	4	Glass ware	As required	List attached
		Stains	As required	List attached
		Chemical Reagents for Histopathology	As required	List attached
	5	Incubator	02	02
	6	Haemocytometer with RBC & WBC Pipettes	25	25
	7	Haemoglobinometer (Sahli's Type)	25	25
	8	Autoclave (Electric)	02	02
	9	Anaerobic apparatus	02	02
	10	Stopwatch (½ sec)	02	10
	11	pH meter	01	01
	12	Microscope with oil immersion	25	25
	13	High Speed Centrifuge for serological/Hematological work	01	01
	14	ESR (Westergreen/ wintrobe)	02 sets each	04 sets each
	15	Colony Counter	01	01
	16	Material for preparation of media	As required	List attached
	17	Material for preparation of Stain	As required	List attached
	18	Coplin Jars	02	10
	19	Computer with accessories	01	01
20	Machine for estimation of blood sugar/serological test	01	01	
21	Pathological Specimens	25	67	
2	Total Number of Charts		80	
3	Total number of Models		05	
4	Number of Additional Items		43	




MOTIWALA HOMOEOPATHIC COLLEGE & HOSPITAL

DEPARTMENT OF OBSTETRICS & GYNAECOLOGY

LIST OF EQUIPMENTS / INSTRUMENTS

Sr. No	Name of Equipment	Quantity
1.	Doppler	1
2.	Sims double bladed speculum	1
3.	Anterior vaginal wall retractor	1
4.	Soft tissue holding forcep	1
5.	Cervical dilator	1
6.	Umbilical cord cutter	1
7.	Obstetrics forcep	1
8.	Lumbar puncture needle	1
9.	O.C.Pills	2
10.	Emergency Contraceptive Pill	1
11.	Foetoscope	1
12.	Suction cannula	1
13.	Episiotomy scissor	1
14.	Umbilical cord cutter	1
15.	Hand gloves	1
16.	Barrier contraceptive	1
Total		17




(Dr. F. F. Motiwala)
Principal
Motiwala (National) Homoeopathic
Medical College & Hospital, Nashik

MOTIWALA HOMOEOPATHIC COLLEGE & HOSPITAL

DEPARTMENT OF OBSTETRICS & GYNAECOLOGY

List of Transparencies

Sr. No.	Topics	No
1	Mechanism of breech presentation	1
2	Locked twins	4
3	Abortion	4
4	External cephalic version	1
5	Delivery of extended leg	1
6	Delivery of after coming head	1
7	Jaw flexion and shoulder traction	1
8	Delivery of extended arm	1
9	Episiotomy	3
10	Dawn's rule of 10	1
11	Standard height & weight for non-preg Indian woman	1
12	Dawn's rule 2	1
13	Gravidogram	1
14	Gestation	2
15	Dysmenorrhoea theraps	3
16	Leucorrhoea theraps	2


(Dr. F. Motiwala)
Nashik



17	Prolapse of uterus theraps	3
18	Carcinoma of cervix theraps	3
19	Abortion theraps	6
20	Dysmenorrhoea	1
21	Diagramic presentation of cervical erosion	1
22	Infertility	3
23	Genital Tuberculosis	5
24	Hysteroscopy	3
25	Laparoscopy	1
26	Inflammatory diseases of genital tract	3
27	Cervicitis	1
28	Endometriosis	1
29	Amenorrhoea	5
30	Diagram of fibroid	1
31	Prolapse	1
32	Infertility	7
33	Thyroid	5
34	Therapeutics	16
35	Mechanism of labour	7
36	Instruments	1
37	ANC	3

38	Culdocentesis	2
39	Vertex presentation	2
40	Tubal pregnancy	1
41	Episiotomy	6
42	Ventouse	3
43	Cesarean	7
44	Decidua	3
45	Puerperium	4
	Total	132




HOD Sign

MOTIWALA HOMOEOPATHIC COLLEGE & HOSPITAL

DEPARTMENT OF OBSTETRICS & GYNAECOLOGY

List of Charts

Sr. No.	Topics	No.
01	Normal placenta & umbilical cord	1
02	Cutaneous changes during pregnancy	1
03	Midsagittal section of female pelvis with relative position of pelvic organs	1
04	Embryonic & Foetal growth	1
05	Menstrual Cycle	1
06	Different types of fibroids	1
07	Normal uterus, Retroverted Uterus, uterine inversion & manual replacement	1
08	Mechanism of Breech delivery	1
09	Mechanism of Normal Labour	1
10	Partograph	1
11	Physiological stages of lactation	1
12	Placenta Previa & Abruption placenta	1
13	Different stages of Ca Cx & its management	1
14	Conjoint twins	1
15	Hydrops foetalis	1
16	Hydatidiform mole	1

17	Types of contraceptives	1
18	Prolapse of uterus	1
19	Foetal auscultation	1
20	Endometriosis, Cancer of the womb	1
21	Menopause	1
22	Female Infertility	1
23	Disorders during Puberty	1
24	Uterine Polyps	1
25	Amenorrhoea	1
26	Genital Infections	1
27	Exercises to fight Dysmenorrhoea	1
28	Leucorrhoea & Genital Tuberculosis	1
29	Menstrual disorders	1
30	Pelvic Congestion	1
31	Pelvic Pain	1
32	Stages of Ca Cx	1
33	Hormonal control of Menstrual cycle	1
34	Types of vaginal prolapse	1
35	Placental Circulation	1
36	Ovarian Cyst	1
37	Sites of Ectopic Implantation	1

38	Complications of ectopic pregnancy	1
39	Foetal Complications	1
40	Signs & Symptoms of ectopic pregnancy	1
41	Complications of vaginal prolapse	1
42	Secondary amenorrhoea	1
43	Symptoms of fibroid of uterus	1
44	1 st Trimester termination	1
45	Complications of MTP	1
46	Normal & abnormal vaginal bleeding	1
47	Endometrial hyperplasia	1
48	Abnormal vaginal discharge	1
49	Endometrium	1
50	Male infertility	1
51	Uterine fibroid	1
52	Fibroadenoma	1
53	Anatomy of breast	1
54	Follicular cyst	1
55	Classification of abortions	1
56	Dynamic of Perimenopause	1
57	Vaginal Prolapse	1
58	Causes of secondary amenorrhoea	1

59	Fibroids	1
60	Aromatization	1
61	Dysfunctional uterine bleeding	1
62	Polycystic Ovary	1
63	Female Investigations (for Infertility)	1
64	Male Investigations (for Infertility)	1
65	Intrauterine foetal death	1
66	Management of IUFD	1
67	Adenomyosis	1
68	Oligohydramnios	1
Total		70




Sign of HOD

MOTIWALA HOMOEOPATHIC COLLEGE & HOSPITAL

DEPARTMENT OF OBSTETRICS & GYNAECOLOGY

List of Models

Sr. No	List of Models
1.	Uterus with Pelvis fascia.
2.	Uterus with 5 weeks conception.
3.	Uterus with 10 weeks conception.
4.	Uterus with 16 weeks foetus.
5.	Uterus with 22 weeks Foetus.
6.	Uterus with 28 weeks Foetus.
7.	Uterus with 36 weeks Foetus.
8.	Embryo in Amniotic Sac.
9.	Placenta.
10.	Pelvis with Baby.
11.	Dummy Pelvis with Baby
12.	Boney Pelvis with Skull
Total	12



A handwritten signature in blue ink, consisting of a stylized 'M' followed by a horizontal line.



MOTIWALA HOMOEOPATHIC COLLEGE & HOSPITAL

DEPARTMENT OF OBSTETRICS & GYNAECOLOGY List of Specimens

Sr. No	Name of specimen	No.
1.	Fibroid Uterus	12
2.	Uterus	2
3.	Foetus with placenta.	1
4.	Placenta with umbilical cord.	1
5.	Malformed Foetus.	1
6.	Ovarian cyst1	2
7.	Myometrial fibroid.	1
8.	Anencephaly.	1
9.	Siamese twins.	1
10.	6 months Foetus.	1
11.	16 weeks Foetus.	1
12.	20 weeks Foetus.	1
13.	24 weeks Foetus.	2
14.	26 weeks Foetus.	1
15.	28 weeks Foetus.	1
16.	30 weeks Foetus.	1
17.	Stillborn (premature)	1
	Total	31



A handwritten signature in blue ink, consisting of a stylized 'P' followed by a horizontal line and an upward-pointing arrow.

MOTIWALA HOMOEOPATHIC COLLEGE & HOSPITAL

DEPARTMENT OF OBSTETRICS & GYNAECOLOGY

List of Books


Sr. No.	Name of the Book	Name of the Author	Quantity
1	Text book of Obstetrics & Neonatology	C. S. Dawn	1
2	Text book of Obstetrics	D. C. Dutta	1
3	Handbook of Gynaecology	Basu	1
4	The Application, Principles & Practice of Homoeopathy to Obstetrics & Disorders peculiar women & children	Henry N. Gurnsey	1
5	A guide to Clinical Obstetrics & Gynaecology	D. C. Dutta	1
6	Text book of Homoeopathic Gynaecology & Obstetrics	JANA	1
7	Text book of Obstetrics	Achyut Kelkar	1
8	Principles of Gynaecology	Jeffcoastis	1
9	Gynaecology & Obstetrics Therapeutics	Dr. Shrikant Kulkarni	1
10	Homoeopathic Therapeutics	Samuel Lilienthal	1
11	Solved Papers Obstetrics & Gynaecology	B. Jain Publishers	1
12	Homoeopathic Therapeutics	S. Lilienthal	1
13	Guide to Gynecology	A. K. Sharma & D. P. Rastogi	1

14	Practical hand book of gynecology with Therapeutic Hints	Dr. S. P. Verma	1
15	Obstetrics and Gynaecology	Dr. W.Bech	1
16	Undergraduate and Post graduate text book of Gynaecology and Contraception	C.S.Dawn	1
17	Diseases of Married Females	Peters John.C	1
18	Homoeopathy in obs emergencies	C.E.Fisher,M.D	1
19	Homoeopathic gyn and obs	JANA	1
20	Organon of Medicine	Dr.Samuel.Hahnemann	1
21	Boerick's New Manual of Homoeopathic Materia Medica with Repertory	Dr.William Boerick	1
22	A Select Homoeopathic Materia Medica Revised and Augmented edition	Dr.P.Ishwardas Tarkas,Ajit Kulkarni	1
23	VIVA in Gynaecology	Dr.Gupta Dr.Sahu Dr.Panda	1
24	The Application of the principles and Practice of Homoeopathy to obs	Dr.Henry.N.Guernsy	1
25	Organon Disease of Women	Dr.J.Compton Burnett	1
26	Holland and Brew Manual of Obs	Dr.Robert Persewal	1
27	Homoeopathic Pictures	Dr.M.L.Tyler	1
28	Homoeopathy and Child Care	Dr.Shashikant Tiwari	1
29	Clinical Gynecology	James C.Wood	1
30	Gynecologic and Obs Theraps	Dr.Rjesh .M.Patni	1

31	Gynecologic Oncology case studies	Samuel Lifshitz	1
32	Handbook on Homoeopathy for Mother and child care	AYUSH	1
33	Homoeopathy ki vivran pustika	AYUSH	1
34	Homoeopathy for mother and child care obstetrics	Training manual vol.1	1
35	Homoeopathy for mother and child care for pediatrics Vol.2	C.C.R.H.	1
36	Homoeopathy for mother and child care for general topics Vol.3	C.C.R.H.	1
37	Twelve tissue remedies	Schussler	1
38	Keynotes rearrange & classified with leading remedies of materia medica	Dr H C Allen	1
39	Materia medica by dr N.N.C.	Dr. N.N.C	1
40	Practical H.M.M.	Dr Diwey	1
41	Human embryology	Dr. A. K. Dutta	1
42	All in one HMM	Dr. Mohanty	1
43	Lectures on Materia Medica	Dr J.T.Kent	1
44	Lectures on Clinical Materia Medica	Dr. E.A. Farrington	1
45	Textbook of Gynaecology	Dr. D.C. Dutta	1
46	Hom for mother & child care		1
47	Exam prep manual for undergraduates	Dr. Puneet bhojani	1
48	Text book of obst	Dr D.C. Dutta 8 edition	1

49	Text book of obst	Dr. Sudha Sahan 2 ediition	1
50	Obstetric For Undergraduates	Dr Parimala devi	1
51	Text book of obst	Dr. D.C. Dutta	1
52	I.J.R.H. JAN – MAR 16		1
53	I.J.R.H. APRIL – JUNE 16		1
54	I.J.R.H. JULY – SEPT 16		1
55	I.J.R.H. OCT – DEC 16		1
56	I.J.R.H. JAN – MAR 17		1
57	I.J.R.H. APRIL – JUNE 17		1
58	I.J.R.H. JULY – SEPT 17		1
Total			58




Sign of HOD

MOTIWALA HOMOEOPATHIC MEDICAL COLLEGE AND HOSPITAL

DEPARTMENT OF ORGANON AND HOMOEOPATHIC PHILOSOPHY

Academic year of June 2016-17

LIST OF CDs AVAILABLE IN THE DEPARTMENT

- 1) Dr. DiwanHarishchandra's lectures
- 2) Dr. DiwanHarishchandra's lectures
- 3) Analysis and evaluation of symptoms
- 4) Antipsoric remedy
- 5) Antipsoric remedy
- 6) Place of Homoeopathic therapeutics in management of disease
- 7) Repertorization technique
- 8) Evolution of repertory
- 9) Role of homoeopathy in antenatal care
- 10) Nosodes: their importance in homoeopathic practice
- 11) Susceptibility (seminar CD) by PankajThakare
- 12) Ideal cure
- 13) Miasms
- 14) Spread of homoeopathy in the world
- 15) Totality of symptoms
- 16) Contributions of stalwarts
- 17) Biography of RajendraLalDutta
- 18) Dr.Clark,s Biography
- 19) Editions of organon
- 20) Introduction to Sixth Edition
- 21) Dr.Kent's Biography
- 22) Antipathy
- 22) Knowledge of medicinal power and modus operandi
- 23) Law of similia and secondary action
- 24) Susceptibility
- 25) Spread of homoeopathy in India
- 26) Susceptibility, reaction and immunity
- 27) Knowledge of disease
- 28) Spread of homoeopathy in Germany
- 29) Suppression and palliation
- 30) Temperaments
- 31) Symptomatology



A handwritten signature in blue ink, appearing to be "F.F. Motiwala".

(Dr. F.F. Motiwala)
Principal
 Motiwala Homoeopathic Medical
 College & Hospital, Nashik

MOTIWALA HOMOEOPATHIC MEDICAL COLLEGE AND HOSPITAL
DEPARTMENT OF ORGANON AND HOMOEOPATHIC PHILOSOPHY

Academic year of June 2016-17

LIST OF CHARTS AVAILABLE IN THE DEPARTMENT

Sr. No.	NAME OF THE CHART	NO.OF CHARTS
1.	MODUS OPERANDI OF HOMOEOPATHIC MEDICINE	01
2.	EDITIONS OF ORGANON	01
3.	GROUND PLAN OF ORGANON	01
4.	CLINICAL CLASSIFICATION OF DISEASE	01
5.	LIFE HISTORY OF DR. KENT	01
6.	LIFE HISTORY OF DR. HAHNEMANN	01
7.	LIFE HISTORY OF DR. BOENNINGHAUSEN	01
8.	LIFE HISTORY OF DR. HERING	01
9.	THERAPEUTIC LAW OF NATURE	01
10.	VITAL FORCE	01
11.	VITAL FORCE IN HEALTH AND DISEASE	01
12.	ORIGIN AND RESEARCH IN MEDICAL SCIENCE	01
13.	CONTRIBUTION OF STALWARTS	01
14.	LIFE OF DR. PRATAP CHANDRA MAZUMDAR	01
15.	LIFE HISTORY OF DR. E. A. FARRINGTON	01
16.	ACUTE DISEASE	01
17.	SYCOSIS	01
18.	PSORA	01
19.	SYMPTOMATOLOGY	01
20.	INDIVIDUALISATION	13
21.	HERINGS LAW OF CURE	03
22.	DRUG PROVING	01

23.	TEMPERAMENT & CONSTITUTION	09
24.	APHORISM NO .1	01
25.	APHORISM NO .2	02
26.	APHORISM NO. 3	02
27.	APHORISM NO .4	02
28.	APHORISM NO . 5	01
29.	APHORISM NO .6	01
30.	APHORISM NO .7	01
31.	APHORISM NO .8	01
32.	APHORISM NO .9	01
33	APHORISM NO .10	01
34.	ONE SIDED DISEASE	01
35.	DIET & REGIMEN IN ACUTE DISEASE	01
36.	GENUS EPIDEMICUS	01
37.	ANTIPATHY	02
38.	ISOPATHY 7&ALLOPATHY	02
39.	DEVELOPMENT OF HOM IN INDIA	01
40.	SUSCEPTIBILITY	03
41.	PRIMARY ACTION	01
42.	SECONDARY ACTION	01
43.	KENT' 12 OBSERVATION	02
44.	CARDINAL PRINCIPLES	01
45.	APHORISM NO .26	01
46.	WHEN TWO DISSIMILAR DISEASES MEETS TOGETHER	01
47.	WHY MEDICINES ARE STRONGER THAN NATURAL DISEASES	01
48.	MIASMS	02
49.	CHINESE MEDICINE	01
50.	HOMOEOPATHIC POSOLOGY	10

MOTIWALA HOMOEOPATHIC MEDICAL COLLEGE AND HOSPITAL
DEPARTMENT OF ORGANON AND HOMOEOPATHIC PHILOSOPHY

Academic year of June 2016-17

LIST OF POWER POINT PRESENTATIONS AVAILABLE IN THE DEPARTMENT

Sr. No.	NAME OF THE CHART	NO.OF PPTS
1.	ANTIPATHY	02
2.	KNOWLEDGE OF MEDICINAL POWER	02
3.	LAW OF SIMILIA	02
4.	KNOWLEDGE OF DISEASE	02
5.	SUSCEPTIBILITY	02
6.	SPREAD OF HOMOEOPATHY IN INDIA	02
7.	SPREAD OF HOMOEOPATHY IN GERMANY	02
8.	SUSCEPTIBILITY ,REACTION AND IMMUNITY	01
9.	SUPPRESSION AND PALLIATION	02
10.	TEMPERAMENT	02
11.	SYMPYOMATOLOGY -INTRODUCTION	01
12.	SUBJECTIVE SYMPTOMS	01
13.	GENERAL SYMPTOM	01
14.	COMMON SYMPTOM	01
15.	PATHOGNOMIC SYMPTOMS	01
16.	CHARACTERISTIC SYMPTOM	01
17.	COMPLETE SYMPTOM	01
18.	KEYNOTE SYMPTOM	01
19.	TOTALITY OF SYMPTOMS	01

20.	BIOGRAPHY OF RAJENDRALALDUTTA	01
21.	DR.CLARK,S BIOGRAPHY	01
22.	EDITIONS OF ORGANON	01
23.	INTRODUCTION TO SIXTH EDITION	01
24.	DR.KENT'S BIOGRAPHY	01
25.	CONTRIBUTIONS OF STALWARTS	01
26.	TOTALITY OF SYMPTOMS	01
27.	SPREAD OF HOMOEOPATHY IN THE WORLD	01
28.	MIASMS	01
29.	IDEAL CURE	01
30.	SUSCEPTIBILITY BY PANKAJ THAKRE	01
31.	NOSODES: THEIR IMPORTANCE IN HOMOEOPATHIC PRACTICE	01
32.	ROLE OF HOMOEOPATHY IN ANTENATAL CARE	01
33.	EVOLUTION OF REPERTORY	01
34.	REPERTORIZATION TECHNIQUE	01
35.	PLACE OF HOM.THERAPEUTIC IN MANAGEMENT OF DISEASE	01
36.	ANTIPSORIC REMEDY	01
37.	ANTIPSORIC REMEDY	01
38.	ANALYSIS AND EVOLUTION OF SYMPTOMS	01
39.	DR. HARISH CHANDRA'S LECTURES	01
40.	DR. HARISH CHANDRA'S LECTURES	01
41.	CLINICO PATHOLOGICAL RELATIONSHIP & MIAMATIC INTERPRETATION	01
42.	HOMOEOPATHY AND FUNDAMENTAL LAWS	01
43.	DISEASE HOMOEOPATHIC CONCEPT	01
44.	INDIVIDUALIZATION	01

45.	MENTAL STATE	01
46.	MIND AND HOMOEOPATHY	01
47.	HAHNEMANN'S ORGANON IN MODERN TIMES	01
48.	REALISM AND EXISTENTIALISM	01
49.	SIMPLE SUBSTANCES	01
50.	SUSCEPTIBILITY-UTILITY	01
51.	CORRELATION OF PATHOLOGY AND THEORY OF MIASM	01
52.	DISEASE MIASMATIC DIAGNOSIS	01
53.	IMPORTANCE-DIAGNOSIS -HOMOEOPATHY	01
54.	INTRODUCTION TO HOMOEOPATHY	01
55.	MIASMATIC- PRESCRIPTION-BANERJE	01
56.	ORGANON-EVOLUTION	01
57.	PATHOLOGY AND MIASMS	01
58.	RECORD KEEPING-KENT	01
59.	SUSCEPTIBILITY-STUART CLOSE	01
60.	SUSCEPTIBILITY-KENT	01
61.	DISEASE-CLASSIFICATION	01
62.	GROUND PLAN OF ORGANON	01
63.	INDIVIDUALIZATION-KENT	01
64.	LIFE AND LIVING ENVIRONMENT	01
65.	MIASMS-AN UNIFYING THEORY OF CONSTITUTION	01
66.	ORGANON-EVALUATION OF SYMPTOMS	01
67.	PATHOLOGY-MIASMS	01
68.	SECOND PRESCRIPTION	01
69.	SUSCEPTIBILITY-ROBERTS	01
70.	THEORY-CHRONIC DISEASE-MIASMS	01

71	ANALYSIS OF SYMPTOM	01
72	ANALYSIS OF SYMPTOM-GARTH BOERICK	01
73	ANALYSIS AND EVALUATION	01
74	EVALUATION OF SYMPTOM	01
75	DRUG PROVING	01
76	APHORISM NO. -1	01
77	APHORISM NO. -6	01
78	APHORISM NO. -28 & 29	01
79	APHORISM NO. -105-145	01
80	CARDINAL PRINCIPLES	01
81	CASE-TAKING	01
82	CASE TAKING -HAHNEMANN	01
83	PRIMARY AND SECONDARY ACTION	01
TOTAL		92

MOTIWALA HOMOEOPATHIC MEDICAL COLLEGE AND HOSPITAL
DEPARTMENT OF ORGANON AND HOMOEOPATHIC PHILOSOPHY

Academic year of June 2016-17

LIST OF LIBRARY BOOKS AVAILABLE IN THE DEPARTMENT

Sr. N	TITLE OF THE BOOK	AUTHOR	Qty	Edition	Accession No.
1	The Chronic Diseases	Samuel Hahnemann	1		5265
2	Chronic Diseases – its Cause and Cure	P. N. Banerjee	1	Reprint 1989	195
3	Organon of Medicine	W. Boericke	1	6 th edition	1345
4	Chronic diseases and theory of miasms	Experienced Teachers	1	Reprint 1995	1902
5	Samuel Hahnemann – his life and work	Richard Hael	1	Reprint edition 2006	236
6	Samuel Hahnemann – his life and work	Richard Hael	1	Reprint edition 2001	3225
7	The Chronic Miasms	Allen	1	Reprint 1998	2517
8	Organon of Medicine	Hahnemann &Dudgeon	1	Reprinted 1989	230
9	Life and letters of Hahnemann	Bradford	1	Reprint edition 1992	1491
10	Kent's new remedies, cases and lesser writings	J. T. Kent	1	Reprint edition 2001	3239
11	Indications of miasms	HarimohanChaudhary	1	2 nd edition 2005	5048
12	Samuel Hahnemann – his life and work	Richard Hael	1		5923
13	Comparison of Chronic Miasms	Phyllis Speight	1	Reprint edition 1994	2243
14	Lesser Writings of Samuel Hahnemann	R. E. Dudgeon	1	Reprint edition 1995	1348
15	Organon of specific homoeopathy	Charles Hempel	1	Reprint edition 1990	2329
16	Struggle for homoeopathy	Saxena	1	1 st edition 1992	2898

17	The Genius of homoeopathy	Stuart Close	1	Reprint edition 1993	358
18	Samuel Hahnemann – his life and work	Richard Hael	1	Reprinted 1985	3224
19	Lectures of homoeopathic philosophy	J. T. Kent	1	Reprint edition 2001	3512
20	Spirit of Organon part I	Tapan Mondal	1	1 st edition 1998	2941
21	Spirit of Organon part II	Tapan Mondal	1	1 st edition 1998	2936
22	Spirit of Organon part III	Tapan Mondal	1	1 st edition 1999	2935
23	Miasmatic Diagnosis	Subrata Banerjee	1		1483
24	Miasmatic Diagnosis	Subrata Banerjee	1		3579
25	Principles and practice of homoeopathy	L. M. Dhawale	1	1 st edition 1967	5152
26	Principles and practice of homoeopathy	L. M. Dhawale	1	1 st edition 1967	3953
27	Homoeopathy explained	J H Clarke	1	Reprint edition 1995	1322
28	Elements of homoeopathy	Gibson	1	Reprint edition 1992	2033
29	Elements of homoeopathy	Gibson	1	Reprint edition 1992	1120
30	Homoeopathy – its principles and doctrines	R.H.Patel	1	2 nd edition	1689
31	The Principles and Art of cure by Hom.	H. A. Roberts	1	Indian edition	3830
32	Organon of medicine	B. K. Sarkar	1		4594
33	Organon of medicine	B. K. Sarkar	1		4478
34	The art of case taking and repertorization	R. P. Patel	1		5341
35	The art of case taking and repertorization	R. P. Patel	1		5339
36	Gems of Organon	Dr. Thombre	1	2 nd edition 2008	6898
37	Aids & Syphilis	Harris Coulter	1	Reprinted 1992	6951
38	Handbook of healing	Swami Narayan	1	1 st edition 2000	6952
39	Dose & Potency	P S Rawat	1	Reprint edition 1992	6953
40	My organon & nano Medicine	Harrimann	1	1 st edition 2010	6950

41	Homoeopathy, Homoeopath, & The Law	Kumar Sharma	1	1 st edition 2009	6430
42	CCH Minimum regulations		1		1690
43	CCH Minimum regulations		1		1709
44	The Genius Of Homoeopathy	Stuart Close	1	2nd edition 2005	6894
45	Samuel Hahnemann-His life and work	Richard Haehl	1	Reprint edition 2001	3227
46	Samuel Hahnemann-His life and work	Richard Haehl	1		3226
47	Notes On The Miasm	Dr. Proceso S. Ortega	1	1st edition 1980	4907
48	Constitutional Medicine	John Clarke	1	Reprint edition 1995	1961
49	Organon Of Medicine	B.K. Sarkar	1	14th edition 2013-14	7049
50	The Lesser Writings	Boeninghausen	1	Reprint edition 1998	361
51	The Lesser Writings of Samuel Hahnemann	R.E. Dudgeon	1	Reprint edition 1993	1124
52	Principles & Practice of Homoeopathy	Dr. M.L. Dhawale	1	1st edition 1967	5159
53	History of medicine and Homoeopathy	Dr. Navin Pawaskar	1	1st edition 2010	7038
54	Psyche and substance	Whitmont E.	2	1st edition 2002	7362
55	Studies in the Philosophy of healing	C. M. Boger	1	Reprint edition 2004, 2008	7118
56	Lesser writings	Farrington	1	Reprint edition 1999	3673
57	Essays on homoeopathy psyche and subject	Edward c whitmont	1	1st edition 2002	5337
58	Homeopathic world	A.T. Jogose	1	2nd edition 2007	5643
59	The principles and art of cure of homeopathy	H.A. Robert	1	LPE 2002	4263
60	Life and living	M.L. dhawale	1	2nd edition 2004	7111
61	ICR Symphosi Part 1	M.L. dhawale	1		7090

62	ICR Symphosi Part 2	M.L.dhawale	1		7102
63	ICR Symphosi Part 3	M.L.dhawale	1		7103
64	Chronic Disease Its Cause & Cure	Dr.N. Ghatak	1		7305
65	Notes on Organon including Psychology	Dr.Topkhanewale	1	Edition 2006	7323
66	Organon of Medicine	Dr.William Boerick	1	6th edition 2006	7340
67	Theory & Practice of Homoeopathy	R.E. Dudgeon	1	Reprint edition 2002,2007	7319
68	What the doctor needs to know in order to make a successful prescription	Dr. J .T.Kent	1	Reprint edition 2012	7583
69	The Chronic Miasms with Repertory	J .Henry Allen	1	Augmented edition 2007	7310
70	The Chronic Diseases & their peculiar nature	Dr. Hahnemann	1	Edition 2005	7344
71	The Principles of Homoeopathy	C.Dunham	1	Reprint edition 1993	7338
72	A Comparison of the Chronic Miasm	Phyllis Speight	1		7532
73	History of Medicine	Dr. Diwan Harish Chand	1	1st edition 2011	7562
74	Clinical Research studies series -I	CCRH	1	Edition 2008	7824
75	Clinical Research studies series -II	CCRH	1	Edition 2008	7820
76	Clinical Research studies series -III	CCRH	1	Edition 2008	7813
77	Handbook on homoeopathy: case taking to prescribing	CCRH	1	Edition 2011	7852

MOTIWALA HOMOEOPATHIC MEDICAL COLLEGE AND HOSPITAL

DEPARTMENT OF ORGANON AND HOMOEOPATHIC PHILOSOPHY

Academic year of June 2016-17

LIST OF TRANSPARENCIES AVAILABLE IN THE DEPARTMENT

Sr. NO.	NAME OF THE TRANSPARENCY	QUANTITY
1	Duke Ferdinand of Anhalt-Koethen	1
2	Hahnemann's death certificate	1
3	Editions of organon	3
4	The work of Hahnemann	2
5	The origine of Homoeopathy	2
6	Simple substance	1
7	Contributions of Dr. Kent	1
8	Contributions of Dr. Allen	1
9	Contributions of Dr.Boenninghausen	1
10	Case processing	1
11	Logic of Hmoeopathy	1
12	Conceptual image	1
13	Aphorism 1	1
14	Vital force	1
15	Ground Plan of Organon	1
16	Primary & Secondary Action	4
17	Life History of Dr. Hahnemann	4
18	Dr. Hahnemann as a student	1
19	Hanemann's birth place	1
20	Hahnemann's tomb	1

21	Hahnemann's wife	1
22	Ivory fan handpainted by Dr. Hahnemann's father	1
23	Dr. Hahnemann	1
24	Dr. Hahnemann as an author	1
25	Knowledge of the physician	4
26	Susceptibility	5
27	Sick	2
28	Casetaking	2
29	Drug proving	1
30	Classification of disease	1
31	Idiosyncrasy	3
32	One sided disease	1
33	Mental disease	2
34	Intermittent disease	1
35	Auxillary mode of treatment	2
36	Homoeopathic philosophy & its applicability	2
37	Life health & disease	6
38	General Pathology	6
39	Cure & Recovery	6
40	Indisposition & Second best remedy	2
41	Theory of chronic disease: Psora	2
42	chronic disease: Syphilis	1
43	Analysis & evaluation	1
44	Edition of organon	2
45	Remedy reaction	5

MOTIWALA HOMOEOPATHIC MEDICAL COLLEGE AND HOSPITAL

DEPARTMENT OF ORGANON AND HOMOEOPATHIC PHILOSOPHY

LIST OF PHOTOGRAPHS OF THE PIONEERS WITH THEIR DATE OF BIRTH & DATE OF DEATH

SR. NO	NAME OF THE PIONEER	DATE OF BIRTH	DATE OF DEATH
1	DR.SAMUAL HAHNEMANN	10/04/1755	02/07/1843
2	DR.J.T.KENT	31/03/1849	16/06/1916
3	DR.CONSTANTINE HERING	01/01/1800	23/07/1886
4	DR.STUART CLOSE	24/11/1860	26/05/1929
5	DR.H.A.ROBERT	07/05/1868	13/10/1950
6	DR.J.H.ALLEN	1847	14/05/1930
7	DR.T.F.ALLEN	24/04/1837	05/12/1902
8	DR.H.C.ALLEN	02/10/1830	21/01/1909
9	DR.RICHARD HUGHES	1836	09/04/1902
10	DR.C.V.BOENNINGHAUSEN	12/03/1785	26/01/1864
11	DR.M.L.TYLER	1857	21/06/1943
12	DR.WILLAM BOERICK	26/11/1849	01/04/1929
13	DR.C.M.BOGER	13/05/1861	02/09/1935
14	DR.J.H.CLARKE	1853	24/11/1931
15	DR.CARROLL DUNHAM	29/10/1829	18/02/1877
16	DR.ERNEST A.FARRINGTON	15/01/1847	15/02/1885
17	DR.E.B.NASH	08/03/1838	06/11/1970
18	DR.R.E.DUDGEON	17/03/1820	08/09/1904
19	DR.MAHENDRA LAL SIRKAR	02/11/1833	23/02/1904
20	DR.BABU RAJENDRALAL DUTTA	1818	05/06/1889
21	DR.MAHENDRA SINGH	01/03/1939	15/10/2012

MOTIWALA HOMOEOPATHIC MEDICAL COLLEGE AND HOSPITAL

DEPARTMENT OF ORGANON AND HOMOEOPATHIC PHILOSOPHY

LIST OF BOOKLETS

SR. NO	NAME OF THE PIONEER	DATE OF BIRTH	DATE OF DEATH
1	DR.SAMUAL HAHNEMANN	10/04/1755	02/07/1843
2	DR.J.T.KENT	31/03/1849	16/06/1916
3	DR.CONSTANTINE HERING	01/01/1800	23/07/1886
4	DR.STUART CLOSE	24/11/1860	26/05/1929
5	DR.H.A.ROBERT	07/05/1868	13/10/1950
6	DR.J.H.ALLEN	1847	14/05/1930
7	DR.T.F.ALLEN	24/04/1837	05/12/1902
8	DR.H.C.ALLEN	02/10/1830	21/01/1909
9	DR.RICHARD HUGHES	1836	09/04/1902
10	DR.C.V.BOENNINGHAUSEN	12/03/1785	26/01/1864
11	DR.M.L.TYLER	1857	21/06/1943
12	DR.WILLAM BOERICK	26/11/1849	01/04/1929
13	DR.C.M.BOGER	13/05/1861	02/09/1935
14	DR.J.H.CLARKE	1853	24/11/1931
15	DR.CARROLL DUNHAM	29/10/1829	18/02/1877
16	DR.ERNEST A.FARRINGTON	15/01/1847	15/02/1885
17	DR.E.B.NASH	08/03/1838	06/11/1970
18	DR.R.E.DUDGEON	17/03/1820	08/09/1904
19	DR.MAHENDRA LAL SIRKAR	02/11/1833	23/02/1904
20	DR.BABU RAJENDRALAL DUTTA	1818	05/06/1889
21	DR.MAHENDRA SINGH	01/03/1939	15/10/2012

MOTIWALA HOMOEOPATHIC MEDICAL COLLEGE AND HOSPITAL, NASHIK

DEPARTMENT OF MEDICINE

LIST OF SPECIMENS

- 1) Spleen infract
- 2) Carcinoma of Sigmoid colon
- 3) T B Lung
- 4) Carcinoma of Stomach
- 5) Pancreatitis
- 6) Contracted Kidney
- 7) Brain CVA
- 8) M I of Heart
- 9) Hepatic Liver
- 10) Gangrene of Small Intestine



DEPT. OF MEDICINE
LIST OF TRANSPARENCIES

Sr no	Topic	No
	CVS	
1	ECG	1
2	CVP	1
3	Causes of Tachycardia	1
4	Causes of Bradycardia	1
5	Normal Pulse Wave	1
6	IHD	3
7	Different ECGs	5
8	Hypertension	13
	CNS	
9	Gait Disorders	1
10	Epilepsy	1
11	Reflexes	1
12	Visual pathway	1
13	Blood supply of Brain	1
14	Braun Squad syndrome	1
15	Clinical feature of Motor Disorders	1
	Endocrine system	
16	Pituitary Thyroid Feedback	1
17	Hormonal control of hypothalamus	1
18	Clinical features of Hyper & Hypo Thyroidism	1
19	Calcium metabolism	1
20	Patho physio of Suprarenal cortex	1
21	Patho physio of Diabetes	1
	Haematology	
22	Anemia	1
23	Classification of Anemia	1
24	Causes of Anemia	1
25	Clinical Features of Anemia	1

26	Neonatal Jaundice	17
	Psychiatry	
27	Anxiety disorder	1
28	Classification	1
29	Symptoms of Anxiety & Schizophrenia	1
	Liver	
30	Classification of Jaundice	10
	Nutrition	
31	Malnutrition & Obesity	1
	Respiratory System	
32	Lungs	1
33	Rt & Lt showing segmental bronchi	1
34	Respiratory Sounds	1
35	Tuberculosis	5
36	Bronchial Asthma	3
37	Pneumonia	2
	Skin	
38	Primary skin lesion	1
	Infection	
39	Leprosy	4
40	Dengue fever	2
41	PUO	2
42	Herpes virus	1
43	Disease due to virus	1
44	Pyrexia of unknown origin	3
45	Yellow fever	3
46	Herpes	5
47	Leishmaniasis	4
48	Plaque	2
49	Mumps	3
50	STDs	3
51	Diphtheria	3
52	Shigellosis	6
53	Malaria	8
	Pediatrics	
54	Examination of new born	2
55	Common neonatal problems	1
56	Prematurity & LBW & young children's	1
57	Breast Feeding	4



LIST OF AUDIO ,VIDEO CDs

Sr no	TOPIC	NO OF CD
1	HYPERTENSION	1
2	MANAGEMENT OF CHILDHOOD PROBLEMS	1
3	EXAMINATION OF CVS & GIT	1
4	PITUTARY GLAND,ADRENAL ,OVARIES ,TESTIS	1
5	IBS	1
6	RHEMATOID ARTHRITIS	1
7	INFANTILE DIARRHOEA	1
8	REFLEXES & MUSCLE TONE	1
9	GLOMERULOPATHY & HOM	1
10	AIDS	1
11	CLINICALS by VAIDYA	1
12	GP CLINICS	21
13	HOMOEOPATHIC THERAPY MANAGEMENT OF DISEASE	1
14	CARVENTREND-W-PROACTOR HARVEY	10
15	ACNE	1
16	CNS-MCQ	1
17	INFANTILE COLIC	1
18	ECG	2
19	INFECTIOUS DISEASES	1
20	DISEASES OF SUMMER	1
21	MOOD DISORDER	1

22	BASIC OF PSYCHIATRY	1
23	CAUSE & D/D OF EDEMA	1
24	CLINICALS OF GIT	1
25	CLINICALS OF RESPIRATORY SYSTEM	1
26	OBESITY	1
27	DIABETES	1
28	VITILIGO	1
29	CHILDREN TYPR	2
30	ENDOCRINE SYSTEM	2
31	CLINICAL METHODS PART-II	2



MOTIWALA HOMOEOPATHIC MEDICAL COLLEGE AND HOSPITAL ,NASHIK

LIST OF POWERPOINT PRESENTATION OF THE SYSTEMS		
SR.NO	TOPICS	NO(ALL)
1.	CVS	
2.	ENDOCRINES	
3.	BLOOD	
4.	LOCOMOTOR SYSTEM	
5.	PSYCHIATRY	
6.	GERIATRIC MEDICINE	
7.	HEPATOBILIALLRY SYSTEM	
8.	RESPIRATORY SYSTEM	
9.	GIT	
10.	INFECTIOUS DISEASES	
11.	PEDIATRICS	



MEDICINE DEPT

Motiwala Homoeopathic Medical College & Hospital
List of MODELS

- 1) Female Mannequin
- 2) Acne
- 3) Tuberculosis of lungs
- 4) Structure of normal lungs
- 5) Hypersensitivity reaction
- 6) Osteoarthritis of knee joints
- 7) Vital organs
- 8) Auscultatory areas of chest
- 9) Structure of brain
- 10) Diabetes mellitus type II
- 11) Lesions of lung
- 12) Target organ involvement in diabetes mellitus
- 13) Ventricles of brain
- 14) Cystitis
- 15) Psoriasis
- 16) Coronary circulation
- 17) Eczema


(Dr. F.F. Motiwala)
Principal
Motiwala Homoeopathic Medical
College & Hospital, Nashik



PRACTICE OF MEDICINE

LIST OF DEPARTMENTAL BOOKS (MEDICINE) U.G

SR.N O	NAME OF BOOK	AUTHOR	ACC. NO	QTY
1.	Textbook of principles of internal medicine	Harrison	3412 3415	2
2.	A. P. I. - Text Book of medicine	Published by Association of Physicians of India Bombay.	5423	1
3.	Principles and practice of Medicine	Davidson	4103	1
4.	Symptoms and Signs in Clinical Medicine	Chamberlian Colin Ogilive	2496	1
5.	Clinical Diagnosis and Management by Lab Methods	John Bernard Henry	3418	1
6.	Medicine for students	Golwalla	3013	1
7.	Emergency care	Grand	465	1
8.	Textbook of pediatrics	Nelson	3477 3476	2
9.	Essential pediatrics	O.P.Ghai	5405	1
10.	Handbook of pediatrics	Santosh kumar	3330	1
11.	Textbook of pathology	Dey and Dey	3167	1
12.	Diseases of Skin	Farokh Master	1477	1
13.	Lectures of Fever	Kippax	2424	1
14.	Practical Hom. Therapeutics	Dwey	1029	1
15.	Johnson's Therapeutic Key	Johnson	2070	1
16.	Hom. Therapeutics	Samuel Lilienthal	3357	1
17.	Horizon of Adulthood	Dr. Prakesh	3195	1


(Dr. F.F. Motiwala)
Principal
Motiwala Homoeopathic Medical
College & Hospital, Nashik

		Bhatlabande		
18.	CBS Quick Medical Examination Review		3223	1
19.	Diseases of the Heart	Edwin Hale	2050	1
20.	Savills system of medicine	Savill	8664	1
TOTAL				20

LIST OF JOURNALS WITH DETAILS

PRACTICE OF MEDICINE

SR NO.	TITLE OF JOURNAL	PUBLISHER	VOLUME / ISSUE / MONTH/ YEAR PUBLICATION	QUANTITY
1	Indian Journal of Research in Homoeopathy	Central Council for Research in Homoeopathy	Vol 10/Issue1/Jan – March 2016	1
2	Indian Journal of Research in Homoeopathy	Central Council for Research in Homoeopathy	Vol 10/Issue2/Apr-Jun 2016	1
3	Indian Journal of Research in Homoeopathy	Central Council for Research in Homoeopathy	Vol 10/Issue3/Jul -Sep 2016	1
4	Indian Journal of Research in Homoeopathy	Central Council for Research in Homoeopathy	Vol 10/Issue4/Oct-Dec2016	1
5	Indian Journal of Research in Homoeopathy	Central Council for Research in Homoeopathy	Vol 11/Issue1/Jan-March2017	1
6	Indian Journal of Research in Homoeopathy	Central Council for Research in Homoeopathy	Vol 11/Issue2/Apr -Jun 2017	1
7	Indian Journal of Research in Homoeopathy	Central Council for Research in Homoeopathy	Vol 11/Issue3/Jul -Sep 2017	1
8	Materia Novum The journal of Homoeopathy	Motiwala Homeopathic Medical CollegeC and Hosptial	Vol. 1 / Issue 1 / Jan – March 2017	1
9	Materia Novum The journal of Homoeopathy	Motiwala Homeopathic	Vol. 1 / Issue 2 / Apr – June 2017	1

		Medical College and Hospital		
10	Materia Novum The journal of Homoeopathy	Motiwala Homeopathic Medical College and Hospital	Vol. 1 / Issue 3 / July – Sept 2017	1
Total				10

**Motiwala Homoeopathic Medical College & Hospital
LIST OF DEPARTMENTAL BOOKS (MEDICINE)**

SR.NO	NAME OF THE BOOK	AUTHOR	CENTRAL LIBRARY REF.NO.
01	Principles & Practice of Medicine	Davidson	3169
02	Clinical Medicine	M.Clarke & P.Kumar	3091
03	API Textbook of Medicine	G.S.Sainani	1256
04	Essential Paediatrics	O.P.Ghai	3310
05	Clinical Methods In The Practice of Medicine	Dr. C.R.Maiti	6054
06	Diseases of the Skin	Fredericke.M.Deorban	632
07	Diseases of the Skin	Farokh.J.Master	2323
08	Principles of Internal Medicine (VOL-1)	Harrison	3412
09	Principles of Internal Medicine (VOL-2)	Harrison	3415
10	Veneral Diseases	G.H.G.Jahr	945
11	Lectures on Fevers	John.R.Kippase	2424
12	Treatment of Asthama	Dhiraj. Nanda	1648
13	Diseases of the Heart	Edwin.M.Hale	2050
14	Handbook of Paediatrics	A.Santosh Kumar	3330
15	Medicine for Students	Golwalla	3013

16	Signs & Symptoms of Clinical Medicines	Chamberlain	2496
17	Emergency Care	Grant,Murray,Bergeran	465
18	Therapeutic Key	J.D.Johnean	2070
19	Homoeopathic Therapeutics	S.Lilienthal	3357
20	Homoeopathic Therapeutics	W.A.Dewey	1029
21	On The Horizon of Adulthood	Dr. Prakash Bhatlavande	3195
22	Psychiatry for Medical Students	Robert.J.Waldinger	3314
23	Clinical Diagnosis & Management of Laboratory Methods	John.Bernard.Henry	3418
24	Nelson's Textbook of Paediatrics	Behrman	3476
25	C.B.S.Quick Review	Bhatia	3223
26.	Text Book of Pathology	Dey & Dey	3167
27.	Text Of Psychiatry	Niraj Ahuja	1723
28.	Nelson Text Book Of Pediatrics	--	3477
29.	Golwalla's Medicine	Golwalla	6985
30.	Text book of Medicine	K. George Mathew Praveen Aggarwal	7056
31.	Davidson's-Principles and Practice of Medicine	Davidson	6980
32.	Text book of Dermatology for Homoeopaths		5770
33.	Symptoms and Signs in Clinical Medicine	Chamberlain's	6586
34.	Skin Diseases and Sexually Transmitted Infections	Uday Khopkar	6578
35.	Differential Diagnosis	Gupta	7545
36.	Bedside Clinical Medicine	N K Gami	7550
37.	Homoeopathy in Paediatric Practice	Hedwig Imhauser	7603

Motiwala Homoeopathic Medical College & Hospital
LIST OF DEPARTMENTAL CHARTS (MEDICINE)

Sr.No	Name of Charts
1.	A large Rexene charts containing 36 disease conditions
2.	A large Rexene charts containing 30 disease conditions
3.	Hepatitis-A
4.	Excretory system (therapeutic)
5.	Respiratory system (therapeutic)
6.	Nose (therapeutic)
7.	Cardiovascular disease (therapeutic)
8.	Gastrointestinal tract (therapeutic)
9.	Cranial nerves
10.	Psoriasis
11.	Mitral stenosis and mitral regurgitation
12.	Heart burn , regurgitation , reflux oesophagitis
13.	Hepatitis-C
14.	Myocardial infarction
15.	Hepatitis-E
16.	Superficial reflex and deep reflex

17.	Examination of ventral aspect of chest
18.	Morphological classification of anemia
19.	Therapeutic of common cold
20.	Haematology and intestinal parasites
21.	Knee osteoarthritis
22.	Aortic regurgitation
23.	Chronic fatigue syndrome
24.	Migraine
25.	Brief Psychiatric rating scale
26.	Classification of epilepsy
27.	Time course of MI
28.	Cardiac failure
29.	ECG card shifts (15)
30.	Different methods of abdominal palpation
31.	Hypertension
32.	Nine quadrants of abdomen
33.	Hyperthyroidism
34.	Motor & sensory nerve fibers
35.	S/S of Diabetes Mellitus
36.	Acute respiratory disease
37.	Hypertrophic lichen planus
38.	Blood system

39.	Patho-physiology of Valvular Heart Disease
40.	Basics of Psychiatry-I
41.	Hepatitis-B
42.	Patho-physiology of Diabetes Mellitus
43.	Gradation of muscular strength
44.	O.R.S
45.	Ischemic stroke
46.	Auscultatory area of posterior chest
47.	Examination of dorsal aspect of chest
48.	Facts on hypersensitivity
49.	Parkinson's disease
50.	hypothyroidism
51.	Aortic stenosis
52.	Adrenal Dysfunctions
53.	Different Dermatological conditions
54.	COPD
55.	Acute appendicitis & aute pancreatitis
56.	Diabetes Mellitus
57.	Evidence based hepatitis B infection
58	Diet chart for Diabetes Mellitus
59	D/D of epilepsy
60	D/D of epileptic fits v/s hysterical fits

61	Examination of cranial nerves
62	Classification of epilepsy
63	Cranial nerve anatomy
64	Fate of primary complex
65	Pathology of primary tuberculosis
66	Pathology of secondary tuberculosis
67	Dengue fever
68	Hypothalamus
69	Cerebro-vascular accidents
70	Normal heart
71	Thyroid gland
72	Atopic dermatitis
73	S.pneumonia transmission
74	Classification of pneumonia
75	Epidermis
76	Pleural effusion
77	Arterial circulation
78	Different acne lesions
79	Pathogenesis of acne
80	Causes of acne
81	Reiters syndrome
82	Diet for arthritis

Motiwala Homoeopathic Medical College and Hospital

Department Of Medicine

List of Instruments

SR.NO.	NAME OF INSTRUMENT	UTILIZATION
1	Endotracheal tube	For artificial respiration
2	Tracheostomy tube	In tracheostomy
3	Laryngoscope	For intubation
4	Oxygen mask & Oxygen Cannula	Artificial respiration
5	Nebulizer chamber	For nebulisation
6	Metered dose inhaler	In bronchial asthma to administer drugs via inhalation
7	Spacehaler	In bronchial asthma to administer drugs via inhalation
8	Rotahaler	In bronchial asthma to administer drugs via inhalation
9	Nelson's inhaler	In bronchial asthma to administer drugs via inhalation
10	Ambu bag	For artificial ventilation
11	Airway	Maintenance of airway in unconscious patient
12	Tongue depressor	To examine oral cavity and throat
13	Trocar and cannula	Withdrawal of fluid from body cavity
14	Asepto syringe and bulb	Bladder wash
15	Simple rubber catheter	Bladder evacuation for short time
16	Foley's self-retaining catheter	Bladder evacuation for long period
17	Malecot's catheter	Bladder evacuation for short time in female patients
18	Condom catheter	Bladder evacuation for short time in male patients
19	Urosac bag	To collect urine from catheter
20	Stomach tube	For stomach wash in case of poisoning
21	Ryle's tube	Nasogastric feeding
22	Sengstaken Blakemore tube	Gastric aspiration
23	Infant feeding tube	Enteral feeding in children
24	Record syringe and needle	To inject medicines i.v or i.m
25	B.D Syringe and needle	To inject medicines i.v or i.m
26	Tuberculin syringe	To inject OT or PPD intradermally
27	Insulin syringe	To inject insulin intradermally

28	L.P needle	For lumbar puncture
29	Cisternal puncture needle	For lumbar puncture
30	Vim's Silverman's needle	For lumbar puncture
31	Menghini's needle and syringe	For lumbar puncture
32	Bone marrow aspiration needle	To aspirate bone marrow in bone marrow biopsy
33	Trucut needle	For kidney or liver biopsy
34	Tourniquet	Blood collection
35	Venesection needle	Venesection
36	Scalp vein needle	Venous access to administer i.v.fluids
37	Pleural aspiration needle	Pleural tapping
38	Intravenous cannulas	Venous access to administer i.v.fluids
39	Three way	Connected to Intravenous cannulas
40	I.V Set	To administer I.V.fluids
41	Clinical thermometer	Record temperature
42	Flatus tube	Helps for passage of flatus
43	Proctoscope	For per rectal examination
44	Stethoscope	For auscultation
45	Central Venous Catheter	Measure C.V.P
46	Magnifying glass	
47	Demonstration microscope	
48	Suturing thread (2)	
49	Gauge bandage	
50	Tuning fork (256, 512, 128)	
51	Curve artery forcep (2)	
52	Scalpel blade with handle	
53	Tooth forcep	
54	Measuring tape	
55	Nasal speculum	
56	Straight scissor	
57	Simple forcep	
58	Small artery forcep	
59	Neonatal catheter	
60	Ethicon	
61	Curved needle	
62	Mosquito forcep	
63	Spirit	
64	Distilled water	
65	Formalin	
66	HCL	
67	Weighing machine	
68	Torch	
69	Breatho meter	

Motiwala Homoeopathic Medical College and Hospital

Department Of Medicine

LIST OF BOOKLET:

- 1) Thudichum Nasal Speculum
- 2) Breathometer
- 3) Abdominal Retractor
- 4) Catgut Chromic Suture / Suture Catgut
- 5) The Percussion Hammer
- 6) Weighing Scale
- 7) Three Ways
- 8) TRU-CUT BIOPSY NEEDLE
- 9) Simple Rubber Catheter
- 10) AMBU-BAG
- 11) Interpretation of Cardiomegaly in Chest X-Ray
- 12) Artery Forceps
- 13) Endotrachial Tube
- 14) Intravenous Infusion Set
- 15) Blood Transfusion Set
- 16) Bone Marrow aspiration needle
- 17) Lumbar puncture needle
- 18) Scalp vein
- 19) Magnifying glass
- 20) Shakirs tape



Motiwala Homoeopathic Medical College & Hospital

Dept. of Homoeopathic Repertory

List of Photo Frames

PHOTO FRAME NO.	TITLE
PHOTO FRAME 1	Dr. Hahnemann
PHOTO FRAME 2	Dr. Boenninghausen
PHOTO FRAME 3	Dr. Jahr
PHOTO FRAME 4	Dr. Herring
PHOTO FRAME 5	Dr. Knerr
PHOTO FRAME 6	Dr. Kent
PHOTO FRAME 7	Dr. Boger
PHOTO FRAME 8	Pierre Schmidt
PHOTO FRAME 9	Dr. Jugal Kishore
PHOTO FRAME 10	Dr. Frederik Schroyens
PHOTO FRAME 11	Dr. Hahnemann's 50 year doctor Jubilee at Coethen on 10 th August, 1829 Gold and Silver medal engraved by Kruger
PHOTO FRAME 12	Postal stamps Deutschland
PHOTO FRAME 13	Postal stamp Monaco
PHOTO FRAME 14	Postal stamp released by India, Monaco, Brazil, New Zealand in honour of Homoeopathy
PHOTO FRAME 15	Postal stamp released by India, Brazil, New Zealand in honour of Homoeopathy
PHOTO FRAME 16	Postal stamp released by India and Brazil in honour of Homoeopathy
PHOTO FRAME 17	Front page of original BTPB and Jahr's New Manual of Homoeopathic Practice
PHOTO FRAME 18	Front page of original Rouff Repertory of Homoeopathic Medicine and The Homoeopathic Pocket Companion
PHOTO FRAME 19	Houses of Dr. Hahnemann
PHOTO FRAME 20	Educational Milestones of Master Hahnemann
PHOTO FRAME 21	Milestone of Homoeopathy- Allentown Academy, Hahnemann Hospital Philadelphia, London Homoeopathic Hospital, Hahnemann Hospital Sacrautom, Hahnemann Hospital Rochester, New York.
PHOTO FRAME 22	Different flairs of Master Hahnemann as a Chemist, as a Physician.
PHOTO FRAME 23	Letters & Dr. Hahnemann's own writings.
PHOTO FRAME 24	Hahnemann's Death Certificate Facsimile of Original


(Dr. F.F. Motiwala)
 Principal
 Motiwala Homoeopathic Medical
 College & Hospital, Nashik



MOTIWALA HOMOEOPATHIC MEDICAL COLLEGE &
HOSPITAL,

GANGAPUR SATPUR LINK ROAD, NASHIK- 422 001

DEPT. OF HOMOEOPATHIC REPERTORY
LIST OF POWER POINTS

Sr No	Name of the list of the power points
1	Evolution of repertory
2	Different processes of repertorisation
3	Anti psoric Repertory
4	Gentry's Repertory
5	Knerr's Repertory
6	Berridge Repertory
7	Evolution of Card Repertory
8	Sensation as if
9	Fever totality
10	Jhar's Repertory
11	Pathak's Repertory
12	Boger's Synoptic Repertory
13	Synthetic Repertory
14	Regional Repertory
15	Kent's Repertory
16	B.T.P.B
17	B.B.C.R.
18	Scope & limitation of Repertory
19	History of the Repertory



20	Classifications of Repertory
21	Different types of repertorisation
22	Case Taking
23	PDF
24	Conceptual image of patient
25	Analysis & evaluation & synthesis
26	Introduction to repertory
27	Boger's Synoptic key
28	Introduction of repertory
29	Pathological Generals
30	Concomittant Symptoms
31	Boerick's Repertory
32	Bell's Diarrhoea
33	Clark's Repertory
33	Symptomatology
35	Record Keping
37	Advantages & Limitation of Repertory
38	Steps of Repertorisation
39	Clinical Repertories
40	Evolution of Repertory
41	Murphy's Repertory
42	Corelation between H.M.M & Repertory
43	Prescribing Symptom
44	Card Repertory
45	Case Taking br Dr J.T.Kent
46	Aphorism 83- 104
47	Fever Totality
49	General principals of Repertorisation
50	Different philosophies of Repertorization
51	Steps to Repertorisation – Methods and techniques of



	repertorisation
52	Borlands Pneumonia
55	Case taking
56	Doctrine of pathological general
57	Doctrine of causation and time
58	Doctrine of concomitant
59	Doctrine of complete symptom and concomitant
60	Doctrine of analogy
61	Taking case Bogers view
62	Repertorium Universale
63	Clarks clinical Repertory
64	Kishore Card repertory
65	Utility of Berridge Repertory in Ophthalmology
66	Correlation of Homoeopathic Materia Medica and Repertory
67	GENERAL PRINCIPLES OF REPERTORIZATION
68	History & Importance of Repertory



List of CDs in repertory department

Sr. no.	Name of the CD
1	Homoeopathic links by Dr. Jawahar Shaha
2	Materia Medica Live by Dr. Jawhar Shaha
3	Efficacy of Homoeopathic Medicines in Urolithiasis(2004-2005 thesis by intern)
4	Efficacy of Homoeopathic Medicine in Dysmenorrhoea (2006 intern thesis)
5	Efficacy of Homoeopathic Medicine in nephrolithiasis (2003-04 intern thesis)
6	Treasuries the virtual chest of Knowledge –HOMPATH- 3500 articles published in various journals
7	Power points CD no. 259
8	Efficacy of Homoeopathic Medicines in infantile colic (Thesis by intern)
9	Efficacy of Berb. Vul. Mother tincture & Lycopodium in Renal calculi /Urolithiasis
10	Leucorrhoea (thesis)
11	Homoeopathy & Vaccination
12	Efficacy of Homoeopathic Medicine in cases of leucorrhoea
13	Classic 8 software
14	HOMPATH assist software
15	Repertory MCQ
16	Theme of each aphorism of case taking
17	Boericke Repertory
18	Synthesis Repertory
19	Conceptual image , Needs & Limitations of Repertory, record keeping, importance of diagnosis in repertory
20	Totality of symptoms
21	Synthesis repertory ppt by Kanchan Pawar
22	Clinical repertories
23	Repertory pts
24	Evolution of repertory, record keeping, 100 MCQs
25	Complete repertory PPT
26	Evolution of repertory
27	Knerr's repertory
28	Symptomatology ppt by Nikita Khalane
29	Clark & Boericke repertory
30	Analysis of case & evaluation of symptoms
31	Symptomatology
32	Techniques of Repertorization Kent's Approach
33	Steps of Repertorization ppt by Ashwini Lohar
34	Berridge Eye & Borland's Pneumonia ppt by Rashmi Jain 2011-12
35	Steps of Repertorization by Ashwini K
36	History of repertories
37	Case record format
38	Borland's Pneumonia Repertory
39	Steps of Repertorization
40	Biography of Homoeopathic pioneers
41	Bell's Diarrhea
42	Boger's Synoptic Key
43	Repertory of Therapeutics of intermittent fevers

List of CDs in repertory department

44	Murphy's repertory ppt by Dr. Rupali
45	Case Repertorization format
46	Gentry's repertory
47	Record keeping
48	Clinical Boericke Repertory (2011- 12)
49	Puritan Group of Repertories

MOTIWALA HOMOEOPATHIC MEDICAL COLLEGE & HOSPITAL, NASHIK

DEPARTMENT OF HOMOEOPATHIC REPERTORY

CHARTS LIST

- 1] Analysis & Evaluation
- 2] Evolution of Repertory
- 3] Classification of Repertory
- 4] Grading of symptoms
- 5] Classification of Repertory
- 6] Grading of Symptoms
- 7] Art of case Taking
- 8] Plan & construction of Kents Repertory
- 9] Types of Symptoms
- 10] Requirement of Repertorisation
- 11] Case taking
- 12] Types of Repertories
- 13] Classification of repertory
- 14] Construction of Kents Repertory.
- 15] Construction of BTPB
- 16] Arrangement of Symptoms BTPP & Kent



- 17] C.S of Facilities of Kents Repertory & BTPB
- 18] C.S of draw back of Kents Repertory & BTPB
- 19] Analysis & Evaluation
- 20] Conceptual Image
- 21] Classification of Diseases
- 22] Methods of Repertorisation of Kents & BTPB
- 23] Work out case for Repertorisation
- 24] Uses of Repertory
- 25] Symptomatology
- 26] Mile stone of Development of Repertory
- 27] Drug Relation ship
- 28] Construction of Boericks Repertory
- 29] Construction of Pathaks Repertory
- 30] Construction of Boger Synoptic Key Repertory
- 31] Construction of Synthetic Repertory Repertory
- 32]Kents Repertory
- 33] Boger Synoptic
- 34] Boerick's Repertory
- 35] Pathaks Repertory
- 36] B.T.P.B
- 37]B.B.C.R
- 38] Synthetic Repertory
- 39] Card Repertory
- 40] Computer Repertory
- 41] Scope & limitation of Repertory



42] Advantages & Limitation of Repertory

43]Boericke's material medica and Repertory

44]Boenninghausen's therapeutic pocket book

45]Boger Boenninghausen therapeutic pocket book

46]RADAR

47]Phatak card repertory



(Dr. F.F. Motiwala)
Principal
Motiwala Homoeopathic Medical
College & Hospital, Nashik

Motiwala Education Welfare Trust's Nashik

**MOTIWALA HOMOEOPATHIC MEDICAL COLLEGE & HOSPITAL,
F.G. MOTIWALA P.G. INSTITUTE OF HOMOEOPATHY & RESEARCH
CENTRE NASHIK-422 222**

Community Medicine

LIST OF BOOKS:

1. Essential of Community medicine
2. Text Book of P.S.M. (B.K.Mahajan)
3. An essential guide to hygiene.
4. Hygiene and public health. (B.M.Ghosh)
5. Text book P.S.M (Park's)
6. Hand book of P.S.M.
7. Quick review of P.S.M.
8. Quick Medical Examination (Bhatia)
9. Revised national TB control
10. We can detect treat cure leprosy
11. Management of acute diarrhea
12. A.A. fact file prepared by general service office of alcoholics
13. Treatment of diarrhea and programme management
14. The great counselor –Dr. Dongre
15. The journey from care to cure



(Dr. F.F. Motiwala)
Principal
Motiwala Homoeopathic Medical
College & Hospital, Nashik

16. making leprosy elimination a reality for people
17. leprosy pearls
18. homoeopathy for mother and child care
19. School hygiene
20. Vitamins
21. Sanjivani book
22. ICDS child development service
23. introduction to psychology book C.T.Morgan
24. Psychology an approach to mind and behaviour
25. An ultimate community medicine
26. Community medicine with recent advance
27. Essential of community medicine practical

Sr. No	Name of The Charts & Posters
1.	Life cycle of housefly
2.	Principle features of protein energy malnutrition
3.	Life cycle of sand fly
4.	Insecticide
5.	Disinfection of well steps
6.	Modern sewage treatment plant
7.	Septic Tank
8.	Our Food Constituents
9.	Contraceptive Devices
10.	Dimensions Of Health
11.	Characteristics Of Anopheles , Aedes, Culex
12.	Safe Period In 28 days Cycle
13.	Infection Of Well Surface Pollution
14.	Balanced Diet & Vitamins
15.	Life Cycle Of Ascaries Lumbricoides
16.	Oxidaton Pond
17.	Bore Hole Of Latrine
18.	Health Programmes In India
19.	Elementary Statistical Methods
20.	Cyclops
21.	National Immunization schedule
22.	Life Cycle Of Ancylostoma Duodenalae
23.	Life Cycle Of Mosquito
24.	Nutrition during pregnancy
25.	Life cycle of mite
26.	Life cycle of Entamoeba Histolytica
27.	Slow sand filtration of tank water
28.	R.C.,A. Latrine
29.	Hippocrates
30.	Malaria
31.	International death certificate
32.	AIDS (Health education charts) - 3
33.	Polio vaccine
34.	Vitamins
35.	S.T.D. Control
36.	Arthropod disease
37.	Incidence , prevalence
38.	Radiation
39.	Disinfection
40.	Antenatal care
41.	Noise
42.	Solid waste disposal
43.	Tuberculosis
44.	Dynamics of disease transmission
45.	Hepatitis
46.	PHC
47.	Typhoid fever
48.	Raj yoga
49.	Nutrition
50.	Excreta disposal
51.	Polio myelitis
52.	Antenatal care
53.	Couple protection rate
54.	Cholera
55.	Preventive medicine

56.	School health service
57.	Under five clinic
58.	Community health awareness(ghar, gao , clean, duty)
59.	Community health awareness (parisar swachata)
60.	Community health awareness (individual latrine
61.	Malaria
62.	Leprosy
63.	Breast feeding
64.	AIDS
65.	National Immunisation Schedule
66.	Pulse Polio –Immunization.
67.	National immunization schedule -flex
68.	Disinfection chart -flex
69.	Definitions – flex
70.	Modern sewage treatment plant -flex
71.	Leprosy – flex charts
72.	Sex determination- poster
73.	Jivansatva [vitamine] – Marathi chart
74.	Biomedical waste
75.	Measles 2 charts
76.	Disaster management – flood
77.	Disaster management –lightening
78.	Disaster management –earthquake
79.	Food hygiene
80.	Meteorology
81.	Rajya kruty arakhada – 13 charts
82.	Sakas ahar
83.	Vit c
84.	Swachata -
85.	Vitamine
86.	Shiku ya sare – literacy chart
87.	1000 cities 1000 lives – WHO 2010 slogan
88.	Air pollution
89.	Contraceptive devices
90.	Food pyramid
91.	Septic tank
92.	Sterilization
93.	Anthrax
94.	Obesity
95.	Whooping cough
96.	Birth control
97.	Plague
98.	Malaria
99.	Aedes mosquitos
100.	Lok sankhya shikshan – calendar
101.	Demography family
102.	Air
103.	Incidence and prevalence
104.	Contraceptive – IUD ,post conceptional metods
105.	Chicken guinea
106.	Chicken pox
107.	Slow sand filter - 2 charts
108.	Mode of transmission of disease
109.	Malnutrition – PEM -3
110.	Influenza
111.	Communication for health education
112.	Mental health 2 charts
113.	Aids [MSCS] 8 charts
114.	UNICEF 2 charts
115.	Arthropod 2 charts
116.	Mumps

117.	Diagnosis of PEM
118.	WHO -Chart
119.	Aphorism No 1,4
120.	Blood transfusion
121.	Ear plugs ,gloves , goggles - 4 laminated charts
122.	Balanced diet
123.	Environment and health
124.	Arthropod
125.	ESIS
126.	Air population
127.	Man and medicine
128.	Occupation health
129.	Differences
130.	Occupational hazards
131.	Food hygiene
132.	Immunization schedule
133.	Cleanliness
134.	Santulit ahar
135.	Breeding places of mosquitoes
136.	Sukhi parivar
137.	Lasikaran [vaccination Marathi chart]
138.	Anaemia
139.	Mulgi jeevanachi shilpakar
140.	AIDS
141.	Mother nature [environment]
142.	Rashtriya kustha nirmulan
143.	Sare apan shiku ya
144.	Superstition - andhshradh nirmulan
145.	Noise pollution
146.	Vit D
147.	Guthka 2 posters
148.	Balache ai che arogya [mother child health]
149.	Anaemia in pregnancy [Marathi]
150.	Breast - stan pan [Marathi]
151.	AIDS -slogan banners - 5
152.	History of medicine
153.	Immunization schedule
154.	Sickle cell anaemia - 11
155.	Swine flue
156.	Sex determination
157.	Leprosy
158.	Tuberculosis - 10
159.	Insecticide
160.	Water harvesting
161.	Case control and cohort study
162.	Natural history of disease
163.	National immunization schedule
164.	Apgar score
165.	Iceberg phenomena -2
166.	Hepatitis A B C
167.	Safe period
168.	Septic tank
169.	Food adultration
170.	Difference between chicken pox and small pox
171.	Sanitary well
172.	Vitamine
173.	Accident
174.	Rules of halves - hypertension
175.	Epidemiological methods
176.	Sociology
177.	Smapling
178.	OPV & IPV difference
179.	Cause of disease

180.	Dengue and its prevention
181.	IUDs
182.	Indian system of medicine
183.	Age pyramid

Motiwala Education Welfare Trust's Nashik

**MOTIWALA HOMOEOPATHIC MEDICAL COLLEGE & HOSPITAL,
F.G. MOTIWALA P.G. INSTITUTE OF HOMOEOPATHY & RESEARCH CENTRE NASHIK-422 222**

Sr. No.	Lists Of Models
1	Deep Well & Shallow Well
2.	Sanitary Well
3.	Hand Pump
4.	Anemometer
5.	Filter Unit
6.	Slow Sand Filter
7.	Fruits : Coconut, Mango, Custard Apple, Brinjal, Papaya.
8.	Tube Well
9.	Septic Tank
10.	Double Pots
11.	Squatting Plate
12.	Water Seal Latrine
13.	Soft Tick
14.	Life Cycle Of Mosquito
15.	Hard Tick
16.	Double Chambered Septic Tank
17.	Microscope
18.	Ideal Village
19.	Modern sewage
20	Housing
21	Bio gas plant
22	Protective devices - welding shield
23	Rapid sand filtration-2
24	Modern Sewage treatment plant
25	Residential hygiene
26	Sterilizer
27	Pasteur chamberland filter
28	Berkfield filter
29	Smokeless chulah

Motiwala Education Welfare Trust's Nashik
MOTIWALA HOMOEOPATHIC MEDICAL COLLEGE & HOSPITAL,
F.G. MOTIWALA P.G. INSTITUTE OF HOMOEOPATHY & RESEARCH CENTRE NASHIK-422 222
COMMUNITY MEDICINE

Sr.No	List Of Specimens
1.	Groundnuts
2.	Maize
3.	Dettol
4.	Rice
5.	Copper-T
6.	Vaginal Sponge -TODAY
7.	Mosquito control measures
8.	Bengal gram-Udad dal
9.	Condom-Nirodh
10.	B.H.C powder
11.	Potassium permanganate
12.	Insulin Syringe
13.	CHOICE-birth contrl pills
14.	MALA D-hormonal contraceptives
15.	Coffee
16.	Jowar
17.	Red gram, tur dal
18.	Wheat
19.	Ragi
20.	Bajra
21.	Tea
22.	Tuberculin test kit
23.	Vit-A
24.	Vit-B
25.	ORS-2
26.	Unsterile needles & syringes
27.	Oral polio vaccine
28.	D.P.T,DT,TT vaccine
29.	Smoking RF
30.	SLING'S pycrometer
31.	Hydrometer
32.	Lactometer
33.	Chemical thermometer 50c
34.	Chemical thermometer 360c
35.	Polio sabin
36.	Baygon
37.	Hydrometer-dry bulb & Wet bulb
38.	Fortin's barometer
39.	Esbach's Albuminometer
40.	Rabies vaccine
41.	Cholera vaccine
42.	Rifampicin & Isoniazide

43.	Orthotolidine arsenite test
44.	Aluminium Hydrxide
45.	Black gram
46.	Mustard seeds
47.	Cumin
48.	Coriander seeds
49.	White peas
50.	Echinochloa colona
51.	Almond
52.	Sugar
53.	Salt
54.	Coconut
55.	Turkish gram
56.	Semolina
57.	Cinnamon
58.	spices
59.	Sago
60.	Cloves
61.	Poppy seeds
62.	Indian bay
63.	Green gram
64.	Black eyed bean
65.	Black cumin
66.	Jiggery
67.	Dates
68.	Red chillies
69.	Turmeric powder
70.	Wheat flour
71.	Satuche peeth (Sattu)

MOTIWALA HOMOEOPATHIC MEDICAL COLLEGE & HOSPITAL,
F.G. MOTIWALA P.G. INSTITUTE OF HOMOEOPATHY & RESEARCH CENTRE NASHIK-422 222
COMMUNITY MEDICINE

Sr.No	Transparencies																
1	Dynamics of disease transmission																
2	Houseflies																
3	Medicine in antiquity																
4	Authorities & contributions																
5	Concept of causation																
6	Concept of health																
7	Natural history of disease																
8	Difference between case, control & cohort study																
9	Uses of epidemiology																
10	National immunization schedule																
11	Contraceptive methods-2																
12	Health care system																
13	Water pollution																
14	Taenia solium																
15	Water cycle & water sources																
16	Staffing pattern																
17	Concept of health education																
18	Principles of health education																
19	Health education																
20	Guide selection																
21	Role of students																
22	Specific protection																
23	Slow sand filter																
24	Placing people's health in people's hand																
25	Transmission of faecal borne diseases																
26	Employers state insurance act																
27	Dawn of scientific medicine																
28	Content of health education																
29	Practice of health education																
30	Recommended daily intake of energee																
31	Assessment of proteins																
32	<table border="1"> <thead> <tr> <th colspan="2">Communicable diseases</th> </tr> </thead> <tbody> <tr> <td>a. Poliomyelitis</td> <td>h. Influenza</td> </tr> <tr> <td>b. malaria</td> <td>i. Whooping cough</td> </tr> <tr> <td>c. vaccine administration</td> <td>j. Mumps</td> </tr> <tr> <td>d. Tuberculosis</td> <td>k. Measles</td> </tr> <tr> <td>e. Hepatitis</td> <td>l. Chicken pox</td> </tr> <tr> <td>f. Rabies</td> <td>m. Leprosy</td> </tr> <tr> <td>g. Diphtheria</td> <td></td> </tr> </tbody> </table>	Communicable diseases		a. Poliomyelitis	h. Influenza	b. malaria	i. Whooping cough	c. vaccine administration	j. Mumps	d. Tuberculosis	k. Measles	e. Hepatitis	l. Chicken pox	f. Rabies	m. Leprosy	g. Diphtheria	
Communicable diseases																	
a. Poliomyelitis	h. Influenza																
b. malaria	i. Whooping cough																
c. vaccine administration	j. Mumps																
d. Tuberculosis	k. Measles																
e. Hepatitis	l. Chicken pox																
f. Rabies	m. Leprosy																
g. Diphtheria																	
33	Man & medicine																
34	Primitive medicine																
35	Disease Elimination																
36	Epidemiological studies																
37	Investigation Of epidemics																
38	Non communicable diseases																
39	Vitamins & minerals																
40	Concept of health & diseases																

**MOTIWALA HOMOEOPATHIC MEDICAL COLLEGE & HOSPITAL,
F.G. MOTIWALA P.G. INSTITUTE OF HOMOEOPATHY & RESEARCH CENTRE NASHIK-422 222
COMMUNITY MEDICINE**

Sr.no	Photographs
1	The Dugaon camp
2	People still deprived of basic necessities of life water
3	Dr.Swanand Shukla along with villagers
4	Visit to Waghachi Bari
5	Helping the needy people
6	Dr.Swanand Shukla motivating the people
7	Tree plantation in Dugaon
8	Hand way of life seen in Shahpur leprocy sanitorium.
9	Abnoral baby with cleft palate
10	World AIDS day
11	Rally to create awareness about population among people
12	A nightmare India experienced
13	Examining & treating patient at time of earthquake
14	A visit to the water filtration plant
15	Gangapur camp
16	Pasteurisation process at Mahatma nagar
17	Tuberculosis camp
18	Blood donating camp
19	Lectures with regards to house, svhool, & village hygiene
20	Camp at Dindori
21	Literate India today ; Pride India tomorrow
22	Felicitating programme of students in NSS unit
23	Blood donation camp
24	2nd year students at Girnara
25	AIDS awareness programme dated
26	WHO Day
27	ANC
28	School health check up
29	Pulse Polio

Motiwala Education Welfare Trust's Nashik
MOTIWALA HOMOEOPATHIC MEDICAL COLLEGE & HOSPITAL,
F.G. MOTIWALA P.G. INSTITUTE OF HOMOEOPATHY & RESEARCH CENTRE NASHIK-422 222
COMMUNITY MEDICINE

Sr.No	Slide - Display
1	Diabetes Mellitus
2	HIV infection (acquired immune deficiency syndrome)
3	Pigmentary disorders
4	Fungal infections of skin
5	Viral infections of skin
6	Bacterial infection of skin
7	Acne
8	Scabies & Pediculosis
9	Vesiculobullous disorders
10	Hair disorders
11	Leprosy



(Dr. F.F. Motiwala)
Principal
Motiwala Homoeopathic Medical
College & Hospital, Nashik

MOTIWALA HOMOEOPATHIC MEDICAL COLLEGE & HOSPITAL

LIST OF BOOKS FOR PEDIATRICS (PG)

SR.NO	NAME OF BOOK	AUTHOR	EDITION	ACC. NO.
1	Text book of Pediatrics	Nelson	16 th	3479
2	Essential of Pediatrics	O P Ghai	7 th	13896
3	Handbook of Pediatrics	Santosh Kumar	2 nd	3329
4	Short Textbook of Pediatrics	G. Waghle		1701
5	Pediatric Cardiology	Courtney L. Anthony		114
6	Principles of Pediatrics	Datta		2633
7	Practical aspects of Pediatrics	Dr. Mayur Chheda	3 rd	4467
	Practical aspects of Pediatrics	Dr. Mayur Chheda	6 th	7204
8	Handbook of Pediatrics	G. Desai	5 th	113
9	Homoeopathic Pediatrics	Dr Foubister (Hom)		1187
10	Children Type	Borland (Hom)		5672
11	Children Type	Borland (Hom)		5675
12	Care of New Born	Meherban Singh	7 th	7212
13	Pediatric Clinical Methods	Meherban Singh	4 th	7211
14	Practical Aspects of Pediatrics	Mayoor Chheda		7204
15	Hom. Child Care	S. Tiwari		7137
16	Hom. Therapeutics	S. Lilienthal	5 th	3359
17	Medicine for Students	Golwala	23 rd	6987
18	Journal of American Academy of Pediatrics			18
19	Journal of American Academy of Pediatrics			19
20	Hom. In Pediatric Practice	Hedwig Inhouser	1 st	7603
21	Nutrition and Child Development	K. E. Elizabeth	3 rd	5556
22	Differential Diagnosis	L.C.Gupta		7544
23	Essence of Paediatrics MM	Dr. Pravin Jain		9158
24	Essence of Paediatrics MM	Dr. Pravin Jain		9159
25	Essentials of Paediatrics	Dr. Pravin Jain		9154
26	Essentials of Paediatrics	Dr. Pravin Jain		9155
27	Clinical studies series I	CCRH		7814
28	Clinical studies series II	CCRH		7821
29	Clinical studies series III	CCRH		7823
30	Homoeopathy in Mother and child care (obg) I	CCRH		7833
31	Homoeopathy in Mother and child care (general topics) II	CCRH		7837
32	Homoeopathy in Mother and child care (Pediatrics) III	CCRH		7834
33	Handbook of Homoeopathy in Mother and child care	CCRH		7828




(Dr. F.F. Motiwala)
Principal
Motiwala Homoeopathic Medical College & Hospital, Nashik

Motiwala Homoeopathic Medical College & Hospital
LIST OF DISSERTATIONS
DEPT: PEDIATRICS

Sr. No.	Title of Dissertation
1	Role of Homoeopathy in Childhood Asthma
2	Behavioural Abnormalities in Peadiatric age group and efficacy of homoeopathic medicines in them
3	The role of homoeopathic simillimum in acute pediatric diarrhoea
4	Behavioural and children types with special reference to respective homoeopathic remedies

Motiwala Homoeopathic Medical College & Hospital
LIST OF JOURNAL (PG)
DEPT: PEDIATRICS

SR.NO	NAME OF JOURNAL	AUTHOR	EDITION	ACC. NO
1	IJRH (Jan-Mar 2016)			14356
2	IJRH (Apr-Jun 2016)			15546
3	IJRH (July-Sept 2016)			14819
4	IJRH (Jan-Mar 2017)			16577-1
5	IJRH (Apr-Jun 2017)			16577-2
6	IJRH (July-Sept 2017)			16577-3



MOTIWALA HOMOEOPATHIC MEDICAL COLLEGE AND HOSPITAL AND
F. G. MOTIWALA P. G. INSTITUTE OF HOMOEOPATHY AND RESEARCH
CENTRE, NASHIK

DEPARTMENT OF PEDIATRICS (PG)

LIST OF CHARTS

- 1) Rubella (photo)
- 2) Measles (photo)
- 3) Ringworm (photo)
- 4) Mumps (photo)
- 5) BMI Chart
- 6) Teeth eruptions in children
- 7) Growth and development photos
- 8) Pre-term & term baby photos
- 9) Table of gross & fine motor development
- 10) Red flag signs of child development
- 11) Visual acuity chart 1
- 12) Visual acuity chart 2
- 13) Immunization schedule
- 14) Group type babies
- 15) Developmental milestones
- 16) Atopic dermatitis
- 17) Types of skin affections
- 18) Hookworm infested child



MOTIWALA HOMOEOPATHIC MEDICAL COLLEGE AND HOSPITAL AND
F. G. MOTIWALA P. G. INSTITUTE OF HOMOEOPATHY AND RESEARCH
CENTRE, NASHIK

DEPARTMENT OF PEDIATRICS (PG)

LIST OF MODELS/ INSTRUMENTS

- 1) Measles
- 2) Chicken pox
- 3) Mumps
- 4) Site of injection
- 5) Normal baby
- 6) Digital Weighing machine
- 7) Measuring scale tape
- 8) Breatho meter
- 9) Stethoscope
- 10) Vaccine samples
 - a) Measles
 - b) BCG
 - c) DPT
 - d) OPV
 - e) Conjugate vaccine (DPT, Hepatitis B, Hemophilis infuuenza)

